

**UNITED STATES
SECURITIES AND EXCHANGE COMMISSION**
Washington, DC 20549

SCHEDULE 14A
(RULE 14a-101)

INFORMATION REQUIRED IN PROXY STATEMENT

SCHEDULE 14A INFORMATION

Proxy Statement Pursuant to Section 14(a) of the
Securities Exchange Act of 1934

Filed by the Registrant Filed by a Party other than the Registrant

Check the appropriate box:

- Preliminary Proxy Statement
- Confidential, for Use of the Commission Only (as permitted by Rule 14a-6(e)(2))
- Definitive Proxy Statement
- Definitive Additional Materials
- Soliciting Material Under Rule 14a-12

TEGNA INC.

(Exact name of registrant as specified in its charter)

STANDARD GENERAL L.P.
STANDARD GENERAL MASTER FUND L.P.
SOOHYUNG KIM
COLLEEN B. BROWN
ELLEN MCCLAIN HAIME
DEBORAH MCDERMOTT
STEPHEN USHER
DAVID GLAZEK
AMIT THAKRAR
DANIEL MALMAN

(Name of Person(s) Filing Proxy Statement, if other than the Registrant)

Payment of Filing Fee (Check the appropriate box):

- No fee required.
- Fee computed on table below per Exchange Act Rules 14a-6(i)(1) and 0-11.
- (1) Title of each class of securities to which transaction applies: _____
- (2) Aggregate number of securities to which transaction applies: _____
- (3) Per unit price or other underlying value of transaction computed pursuant to Exchange Act Rule 0-11 (set forth the amount on which the filing fee is calculated and state how it was determined): _____
- (4) Proposed maximum aggregate value of transaction: _____
- (5) Total fee paid: _____
- Fee paid previously with preliminary materials.
- Check box if any part of the fee is offset as provided by Exchange Act Rule 0-11(a)(2) and identify the filing for which the offsetting fee was paid previously. Identify the previous filing by registration statement number, or the Form or Schedule and the date of its filing.
- (1) Amount Previously Paid: _____
- (2) Form, Schedule or Registration Statement No.: _____
- (3) Filing Party: _____
- (4) Date Filed: _____

Standard General L.P., together with the other participants named herein, on March 30, 2020, filed a definitive proxy statement and accompanying WHITE proxy card with the Securities and Exchange Commission (“SEC”) to be used to solicit votes for the election of its slate of director nominees at the 2020 annual meeting of shareholders of TEGNA Inc., a Delaware corporation (the “Company”).

On April 13, 2020, Standard General published an updated version of the investor presentation, filed herewith as Exhibit 1, which has been posted to www.TomorrowsTEGNA.com, the website established by Standard General to communicate with the shareholders of the Company regarding the above solicitation.

About Standard General L.P.

Standard General L.P. is a New York City-based SEC-registered investment advisor that manages event-driven opportunity funds. Standard General was founded in 2007 and primarily manages capital for public and private pension funds, endowments, foundations, and high net-worth individuals. For more information, please visit <http://www.standardgenerallp.com/>.

Investor Contacts

Bruce Goldfarb / Jason Alexander / Pat McHugh
Okapi Partners
info@okapipartners.com
(212) 297-0720

Media Contacts

media@standgen.com

STANDARD GENERAL STRONGLY ADVISES ALL SHAREHOLDERS OF THE COMPANY TO READ THE PROXY STATEMENT AND OTHER PROXY MATERIALS BECAUSE THEY CONTAIN IMPORTANT INFORMATION. SUCH PROXY MATERIALS ARE AVAILABLE AT NO CHARGE ON THE SEC'S WEBSITE AT [HTTP://WWW.SEC.GOV](http://WWW.SEC.GOV). IN ADDITION, THE PARTICIPANTS IN THIS PROXY SOLICITATION WILL PROVIDE COPIES OF THE PROXY STATEMENT WITHOUT CHARGE, UPON REQUEST. REQUESTS FOR COPIES SHOULD BE DIRECTED TO THE PARTICIPANTS' PROXY SOLICITOR: OKAPI PARTNERS LLC, BRUCE GOLDFARB / JASON ALEXANDER / PAT MCHUGH, 212-297-0720, INFO@OKAPIPARTNERS.COM

INVESTOR PRESENTATION



TOMORROW'S TEGNA

ENHANCING SHAREHOLDER VALUE
WITH STRONG NEW BOARD MEMBERS



VOTE THE WHITE PROXY CARD

APRIL 2020

IMPORTANT INFORMATION

Disclaimer

The views expressed in this Presentation represent the opinions of Standard General L.P. ("Standard General"), which beneficially owns shares of common stock of TEGNA Inc. ("TEGNA") and are based on publicly available information with regard to TEGNA. Standard General reserves the right to change any of its opinions expressed herein at any time as it deems appropriate and disclaims any obligation to notify the market or any other party of any such changes, except as may be required by law. Standard General disclaims any obligation to update the information or opinions contained in this Presentation, except as may be required by law. The information in this Presentation is provided merely for informational purposes and is not intended to be, nor should it be construed as, an offer to sell or a solicitation of an offer to buy any security. This Presentation does not recommend the purchase or sale of any security.

Although Standard General believes the statements in this Presentation are substantially accurate in all material respects and do not omit material facts necessary to make those statements not misleading, except as may be required by law, Standard General makes no representation or warranty, express or implied, as to the accuracy or completeness of those statements or any other written or oral communication it makes with respect to TEGNA or any other companies mentioned. TEGNA shareholders and others should conduct their own independent investigation and analysis of those statements and communications and of TEGNA, and any other companies to which those statements or communications may be relevant.

Standard General has not sought or obtained consent from any third parties to use any statements, views or opinions of third parties presented in this Presentation. Any such statements, views or opinions should not be viewed as indicating the support of such third parties for the opinions of Standard General expressed in this Presentation.

In addition, certain financial projections and statements contained in this Presentation have been derived or obtained from filings made by third parties with the Securities and Exchange Commission ("SEC"), or other regulatory authorities and from other third party reports. Except as may be required by law, Standard General makes no representation or warranty, express or implied, as to the accuracy or completeness of any financial projections, statements, views or opinions of third parties contained in this Presentation or derived or obtained from filings made by third parties with the SEC or other regulatory authorities and from other third party reports.

Cautionary Statement Regarding Forward Looking Statements

This Presentation contains forward looking statements. All statements contained in this Presentation that are not clearly historical in nature or that necessarily depend on future events are forward-looking, and the words "anticipate," "believe," "expect," "potential," "opportunity," "estimate," "plan" and similar expressions are generally intended to identify forward looking statements. The projected results and statements contained in this Presentation that are not historical facts are based on current expectations, speak only as of the date of this Presentation and involve risks, uncertainties and other factors that may cause actual results, performance or achievements to be materially different than from any future results, performance or achievements expressed or implied by such projected results or statements. Assumptions relating to the foregoing involve judgments with respect to, among other things, future economic, regulatory, competitive and market conditions and future business decisions, all of which are difficult or impossible to predict accurately and many of which are beyond the control of Standard General or any other person. Although Standard General believes that the assumptions underlying the projected results or forward looking statements contained in this Presentation are reasonable as of the date of this Presentation, any of the assumptions could be inaccurate and, therefore, there can be no assurance that the projected results or forward looking statements included in this Presentation will prove to be accurate. In light of the significant uncertainties inherent in the projected results and forward looking statements included in this Presentation, the inclusion of such information should not be regarded as a representation as to future results or that the objectives or strategic initiatives expressed or implied by such projected results and forward looking statements will be achieved. Standard General does not undertake and specifically declines any obligation to disclose the results of any revisions that may be made to any projected results or forward looking statements included in this Presentation to reflect events or circumstances after the date of this Presentation or to reflect anticipated or unanticipated events.

There is no assurance or guarantee with respect to the prices at which the shares of common stock of TEGNA will trade, and such shares may not trade at prices that may be implied by statements in this Presentation.

Additional Information

On March 30, 2020, Standard General, together with the other participants named therein, has filed a definitive proxy statement and accompanying WHITE proxy card with the SEC to be used to solicit votes for the election of its slate of highly-qualified director nominees at the 2020 annual meeting of shareholders of TEGNA. The identity of the participants in Standard General's solicitation and a description of their direct or indirect interests in the solicitation can be found in the definitive proxy statement.

STANDARD GENERAL STRONGLY ADVISES ALL SHAREHOLDERS OF TEGNA TO READ THE PROXY STATEMENT AND OTHER PROXY MATERIALS BECAUSE THEY CONTAIN IMPORTANT INFORMATION. SUCH PROXY MATERIALS ARE AVAILABLE AT NO CHARGE ON THE SEC'S WEBSITE AT [HTTP://WWW.SEC.GOV](http://www.sec.gov). IN ADDITION, THE PARTICIPANTS IN THIS PROXY SOLICITATION WILL PROVIDE COPIES OF THE PROXY STATEMENT WITHOUT CHARGE, UPON REQUEST. REQUESTS FOR COPIES SHOULD BE DIRECTED TO THE PARTICIPANTS' PROXY SOLICITOR: OKAPI PARTNERS LLC, BRUCE GOLDFARB / JASON ALEXANDER / PAT MCHUGH, 212-297-0720, INFO@OKAPIPARTNERS.COM.



TABLE OF CONTENTS

I	Executive Summary	4
II	TEGNA's Assets Have Tremendous Potential	12
III	TEGNA's Stock Has Drastically Underperformed Peers	15
IV	Operational Performance Has Been Weak	19
V	Value Destructive Acquisitions and Poor Capital Allocation	29
VI	TEGNA's Board Has Actively Discouraged Potential Buyers of the Company	46
VII	TEGNA's Board Lacks Relevant Experience and Has Adopted Poor Governance Practices	54
VIII	Standard General's Nominees Are Committed to Improving TEGNA	59
IX	TEGNA is Misleading Shareholders	68
X	Why Shareholders Should Vote for Change	74



INVESTOR PRESENTATION

EXECUTIVE SUMMARY

ABOUT STANDARD GENERAL

Standard General currently owns ~12% of the outstanding shares of TEGNA, making it the Company's largest shareholder

FIRM OVERVIEW

Standard General was founded in 2007 and manages capital for public and private pension funds, endowments, foundations, and high-net-worth individuals

STANDARD GENERAL HAS AN EXCELLENT TRACK RECORD

- We have delivered profitable outcomes in similarly situated local television broadcasting companies
- Media General, Inc. (NYSE: MEG) was a publicly-traded broadcaster which, like TEGNA, had a long tradition in print media, but had divested those assets to pursue a pure-play broadcasting strategy
- From our position as a substantial shareholder, and with a single Standard General principal on the board, we worked constructively with the management team and directors to help guide the company through an acquisition of publicly-traded LIN Media LLC (NYSE: LIN) that more than doubled its station portfolio
- Following that transaction, we helped oversee substantial increases in cash flow through a series of operational improvement initiatives and strategic acquisitions before ultimately selling Media General to Nexstar Media Group (NASDAQ: NXST) in a transaction valued at approximately \$5 billion
- The sale price represented a multiple of 11.2x EBITDA and an implied return of 179% during our 3.6 years of ownership

SOO KIM AND STANDARD GENERAL ARE WELL RESPECTED



I had the pleasure to work with Soo Kim for a number of years on the Media General Board of Directors, and I can say with certainty that Soo is a person who is focused on maximizing shareholder returns. Soo is open to others' perspectives, believes in the importance of diversity, and is an excellent communicator. He made vitally positive contributions to the Media General Board, especially in the area of pay for performance and the wise allocation of capital."

– Wyndham Robertson, previous Director of Media General, Inc. (March 2020)



[Soo Kim] has a history of building media companies through deal-making and creating value."

– Indianapolis Business Journal (July 19, 2019)



One of the best aspects of working as a board member alongside Soo Kim is that he is a large shareholder, and as a result I know that the motivation behind his decisions is to create value for all investors and stakeholders. Soo operates with the highest level of integrity and is very strategic."

– Jeff Rollins, Director of Twin River Worldwide Holdings (April 2020)



There's a lot of rigor in [Soo Kim's] analysis. He's very thoughtful in his approach. He saw the value in broadcasting when he took a position in Young. I think he quickly realized the industry was about to consolidate and wanted to participate in that upside."

– George Mahoney, Former President & CEO of Media General (Sept 24, 2014)

STANDARD GENERAL'S COMMITMENT TO ESG PRINCIPLES

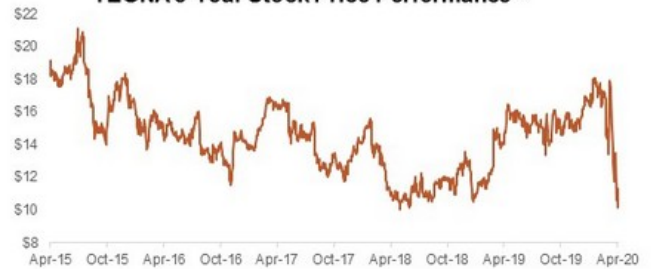
Standard General believes in diversity, ethical business practices, and good corporate governance

- Standard General is a minority-owned and operated organization that maintains the highest ethical and professional standards
- Soo Kim, Founder and Managing Partner, and the Firm's partners share an unwavering commitment to a collaborative, diverse, and inclusive work environment
- Standard General aims to positively influence the companies in which it invests and has nominated highly qualified, experienced, and diverse candidates to portfolio companies and boards to bring innovative mindsets, fresh perspectives, and a range of backgrounds to those companies. We have helped place women and minorities in directorship roles or C-level positions for public companies on 15 different occasions
- Standard General is also an active supporter of and contributor to organizations that promote diverse networks and talent to increase the number of underrepresented professionals in our industry and beyond. We support various organizations including Sponsors for Educational Opportunities, and the Association of Black Foundation Executives among others

ABOUT TEGNA

- TEGNA owns and operates 62 television stations and two radio stations in 51 US markets
- The Company is the largest owner of big four network affiliates in the top 25 markets, reaching approximately one-third of all television households nationwide
- The Company was formerly part of Gannett and through a series of transactions in 2015 and 2017 became a pure-play local broadcaster
- The Company plays a critical role in the communities in which it operates, providing critical news and information regarding local and national affairs
- David Lougee has been in charge of TEGNA's broadcasting assets since 2007 when he became head of Gannett Broadcasting and then as CEO of TEGNA after the spin from Gannett in June 2017

TEGNA 5-Year Stock Price Performance⁽¹⁾



KEY TEGNA FINANCIALS

Market Capitalization (04/03/2020)	\$2.2 billion
Enterprise Value (04/03/2020)	\$6.5 billion
Revenue (2019)	\$2.3 billion
Adj. EBITDA (2019)	\$708 million
EV/Adj. EBITDA	7.1x

Source: FactSet and Bloomberg
⁽¹⁾ Stock price in this chart and throughout the presentation have been adjusted for corporate actions (per Bloomberg).



EXECUTIVE SUMMARY

TEGNA has the most strategic collection of affiliate stations in top markets...

- Large stations in leading markets with a presence in one-third of television households across the country
- Largest owner of big four affiliates in the top markets

... yet, TEGNA's operating metrics lag those of its peers

- TEGNA's management team frequently claims best-in-class performance
- Reported results, however, lag peers on various metrics including retransmission rates and EBITDA margins
- Top ranked stations acquired by TEGNA have seen significant declines in market share under current management

TEGNA stock has underperformed its peers over every relevant time period

- Despite having best-in-class assets, TEGNA's share performance lags its closest peers and relevant indexes
- By comparing itself to non pure-play broadcasters and by including periods that have been disturbed by takeover speculation, management disingenuously claims it is performing well

EXECUTIVE SUMMARY (CONTINUED)

Management aside, the Board has failed to exercise capital discipline and accountability...

- TEGNA has aggressively pursued a \$2 billion acquisition program justified by questionable claims of potential cost savings and synergies
- Consequently, TEGNA has levered its balance sheet to 5x EBITDA, creating risk and inflexibility
- The \$2 billion of cash acquisitions total close to the Company's current market capitalization – this capital could have been more optimally deployed to enhance shareholder returns

... these actions may have been informed by an entrenched management's desire to prevent a sale of the Company

- TEGNA was approached by Apollo in February 2019, beginning a clear pattern of delay and denial
- Soon thereafter TEGNA outbid other strategic players at two asset auctions
- TEGNA then proceeded to issue non-callable bonds with high breakage costs
- Four suitors emerged in early 2020 to express unsolicited interest in acquiring TEGNA – their intentions were made public, perhaps signaling a level of frustration with Board engagement

The Board needs fresh perspectives and new directors

- The current Board lacks critical local affiliate broadcast skills and experience
- The Board has failed to hold management accountable and adopt optimal capital allocation policies
- The Board has approved a compensation structure that appears to focus on growth instead of shareholder returns
- New directors are needed to drive a comprehensive review of the Company's operations, capital allocation priorities, and strategic alternatives

WE HAVE NOMINATED FOUR HIGHLY-QUALIFIED BOARD CANDIDATES



Colleen Brown

- Extensive broadcasting experience
- Public company CEO / board experience



Soohyung Kim

- Extensive broadcasting and M&A experience
- Public company board experience



Ellen McClain Haime

- Extensive broadcasting experience
- Public company CFO / board experience



Deborah McDermott

- Extensive broadcasting experience
- Member of Broadcasting & Cable Hall of Fame
- Public company board experience

Standard General's nominees have decades of local broadcast experience

A photograph of a control room or newsroom. The room is filled with rows of computer monitors and desks. Some monitors display news footage, including a person in a white shirt. The lighting is dim, with the primary light source being the screens. A semi-transparent white box is overlaid on the center of the image, containing text.

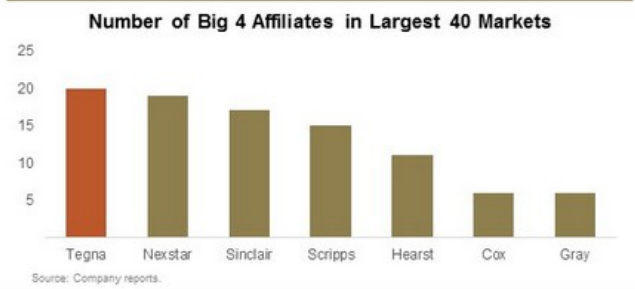
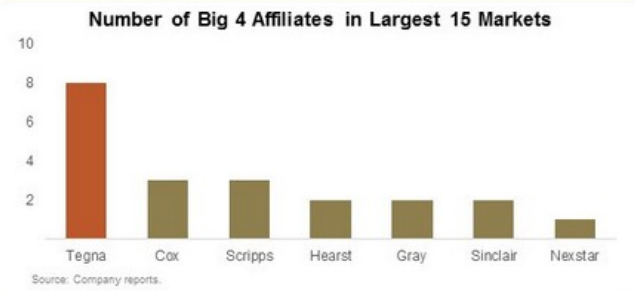
INVESTOR PRESENTATION

TEGNA'S ASSETS HAVE TREMENDOUS POTENTIAL

TEGNA HAS THE BEST COLLECTION OF TV STATIONS IN THE INDUSTRY

- Largest owner of big four affiliates in the largest markets
- Largest NBC affiliate group
- Presence in one-third of TV households
- Significant leadership positions in morning and late news
- Important community resource in its local markets

Given the quality of its assets, TEGNA should be delivering best-in-class performance and commensurate shareholder returns



WHAT WALL STREET IS SAYING

“

TEGNA has a strong market position as the #1 NBC affiliate group and as a top CBS and ABC station owner, in addition to fast-growing digital businesses.”

Feb 11, 2020

J.P.Morgan

“

High Quality Stations in Top DMA Markets
TEGNA is the largest owner of Big 4 affiliates in top 25 markets, reaching about a third of US TV households. The company operates high quality stations in many densely populated markets, and as a result reaches more subscribers on a per station basis compared with peers.”

Jan 16, 2019



“

We like TEGNA's standalone status and absolutely believe it should trade at a premium ...”

May 31, 2017



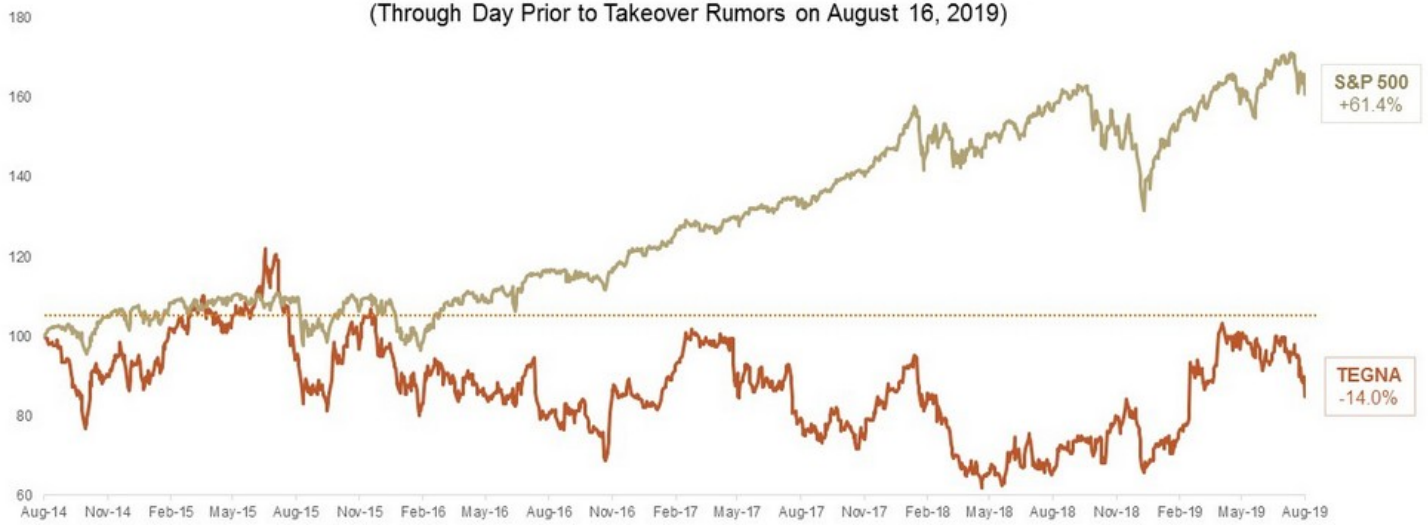


INVESTOR PRESENTATION

TEGNA'S STOCK HAS DRASTICALLY UNDERPERFORMED PEERS

TEGNA STOCK HAS CONSISTENTLY UNDERPERFORMED THE MARKET

TEGNA 5-Year TSR Performance Relative to S&P 500
(Through Day Prior to Takeover Rumors on August 16, 2019)

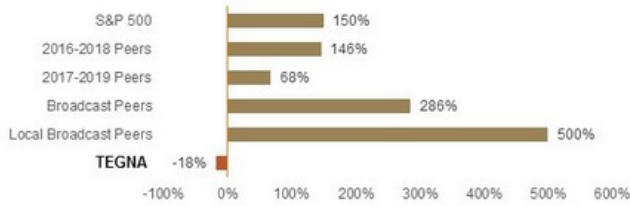


Source: FactSet.



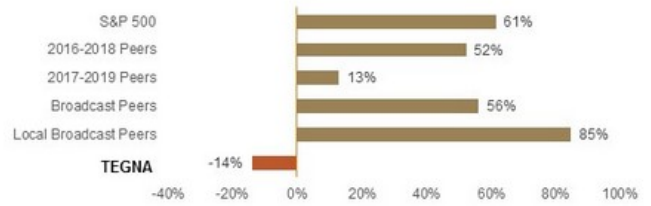
TEGNA'S STOCK HAS ALSO UNDERPERFORMED PEERS

Since CEO Lougee Named Broadcast Head (7/30/2007)



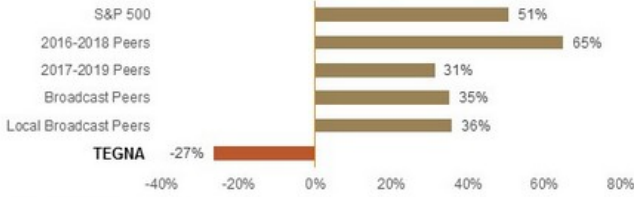
July 30, 2007 to August 15, 2019

Five Years (8/15/2014)



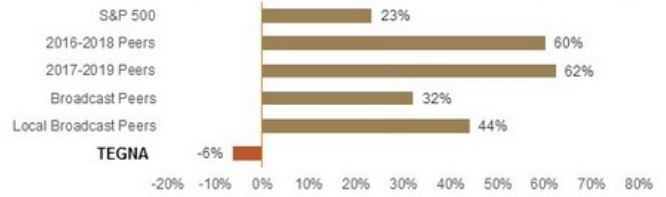
August 15, 2014 to August 15, 2019

Since Gannett Spin Out (6/29/2015)



June 29, 2015 to August 15, 2019

Since Cars.com Spin Out / Dave Lougee Becomes CEO (5/31/2017)



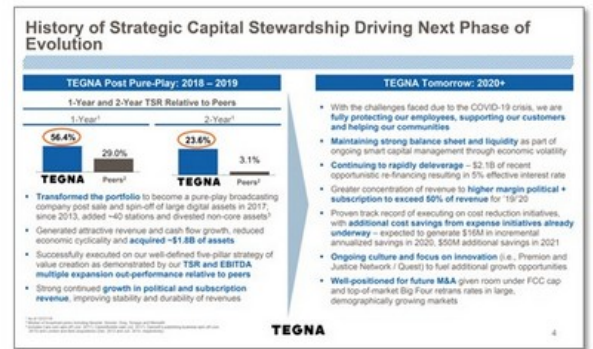
May 31, 2017 to August 15, 2019

Source: FactSet. Percentages represent total shareholder returns until the day prior to the media reports about Apollo's interest in acquiring TEGNA. TEGNA identified and used the 2016-2018 Peers (Angle's List, CBS, Constant Contact, Discovery, E. W. Scripps, Gray Television, Groupon, Harte-Hanks, IAC/InterActiveCorp., LinkedIn, Media General, Meredith, Monster Worldwide, Nexstar Media Group, Sinclair Broadcast Group, Tribune Media Co., Yahoo!, and Yelp) and 2017-2019 Peers (CBS, Discovery, E. W. Scripps, Graham Holdings, Gray Television, Meredith, Nexstar Media Group, Scripps Networks, Sinclair Broadcast Group, Tribune Media, and Twenty-First Century Fox) in its executive compensation program. Performance is based on market-cap weighted index of those companies. TSR for local broadcast peers (Gray and Nexstar) and broadcaster peers (Gray, Nexstar, Scripps and Sinclair) are based on median performance. Scripps and Sinclair own national stations and regional sports networks in addition to local broadcasting operations.

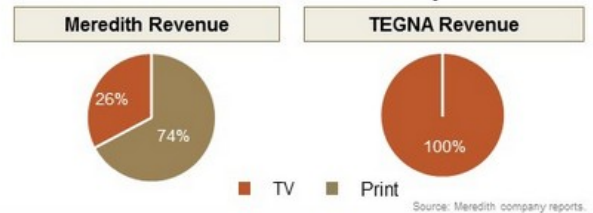


TEGNA'S CLAIM THAT IT HAS OUTPERFORMED IS MISLEADING

- TEGNA uses a performance period during which TEGNA's price was inflated due to takeover speculation
 - Uses calendar year 2019 and 2018-19 even though it has been a pure-play local broadcasting company since July 31, 2017 and the stock spiked higher in August 2019 on rumors that Apollo had made an offer to acquire the Company
- TEGNA includes Meredith Corp. in its peer set, even though Meredith is principally a magazine publisher
 - Meredith is a magazine publisher with assets including People, Better Homes & Gardens, InStyle, Shape, Martha Stewart Living, and Real Simple – the company licenses 3,000 products that are sold in 4,000 Walmart stores
 - Approximately 74% of Meredith's revenues come from its non-broadcasting operations
 - TEGNA uses Meredith as a comparable because it makes TEGNA's relative TSR look better. Meredith's TSR over TEGNA's measurement periods are -34% (2019) and -46% (2018-19)
- The most comparable companies are Gray and Nexstar, both of which are pure-play broadcasting companies that operate local stations affiliated with the major national networks; both have strongly outperformed TEGNA



Meredith is Not a Comp





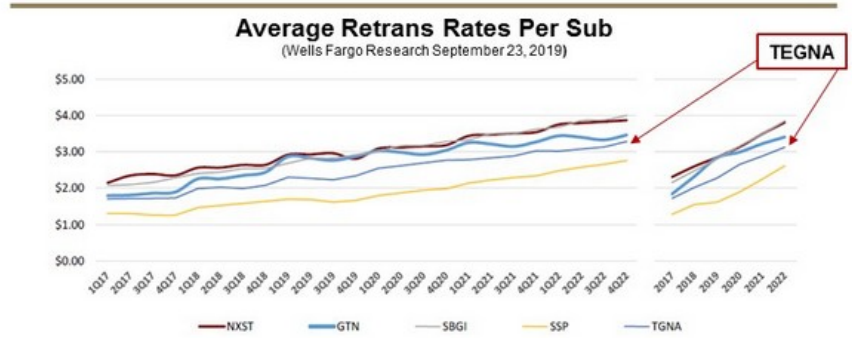
INVESTOR PRESENTATION

OPERATIONAL PERFORMANCE HAS BEEN WEAK

DESPITE MANAGEMENT'S CLAIMS OTHERWISE, IT'S GENERALLY ACCEPTED THAT TEGNA'S RETRANSMISSION RATES HAVE LAGGED THOSE OF LEADING PEERS

According to Wells Fargo, TEGNA's retransmission rates have lagged Nexstar, Sinclair, and Gray

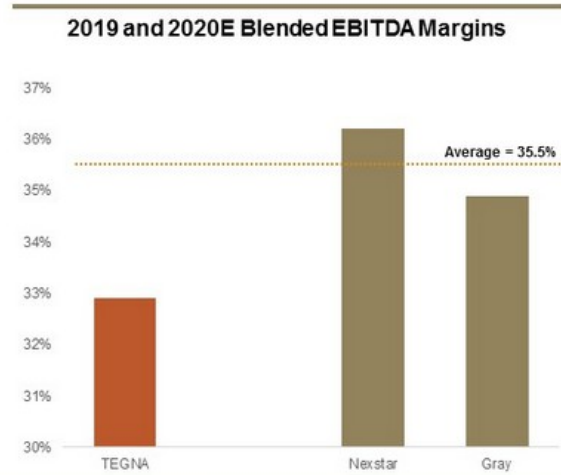
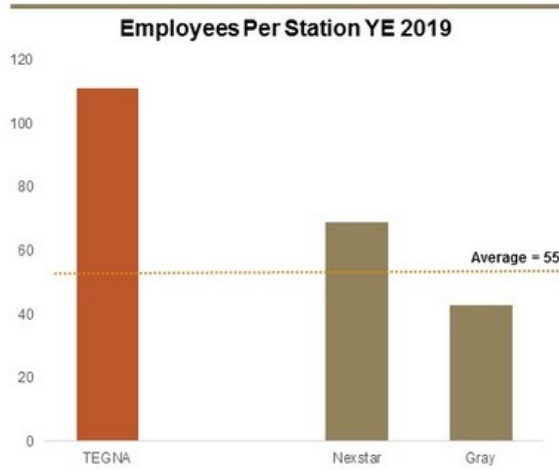
- Retransmission rates are a critical component of local broadcast revenue
- These rates are generally renegotiated every 2-3 years
- Although TEGNA claims to have market-leading retransmission rates, analyst research data demonstrates they have historically lagged Nexstar, Sinclair, and Gray



	2017	2018	2019E	2020E
Nexstar (NXST)	\$2.31	\$2.60	\$2.85	\$3.14
Sinclair (SBGI)	\$2.16	\$2.48	\$2.81	\$3.16
Gray Television (GTN)	\$1.84	\$2.33	\$2.83	\$3.00
TEGNA (TGNA)	\$1.72	\$2.02	\$2.28	\$2.66
Scripps (SSP)	\$1.28	\$1.55	\$1.61	\$1.90

Source: Wells Fargo Research (9/23/2019).

TEGNA'S PERFORMANCE LAGS INDUSTRY LEADING OPERATORS

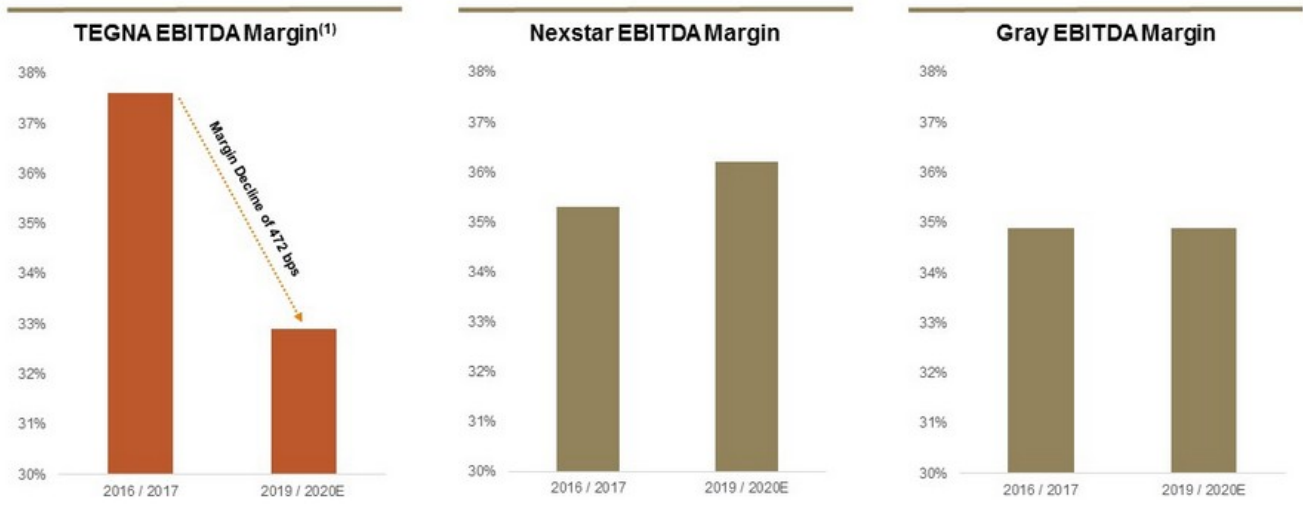


TEGNA has 2x the number of employees per station compared to peers, and lags its closest local broadcasting peers on EBITDA margin

Source: Company annual reports on full-time employees and station counts; EBITDA margins are actual 2019 and consensus 2020.



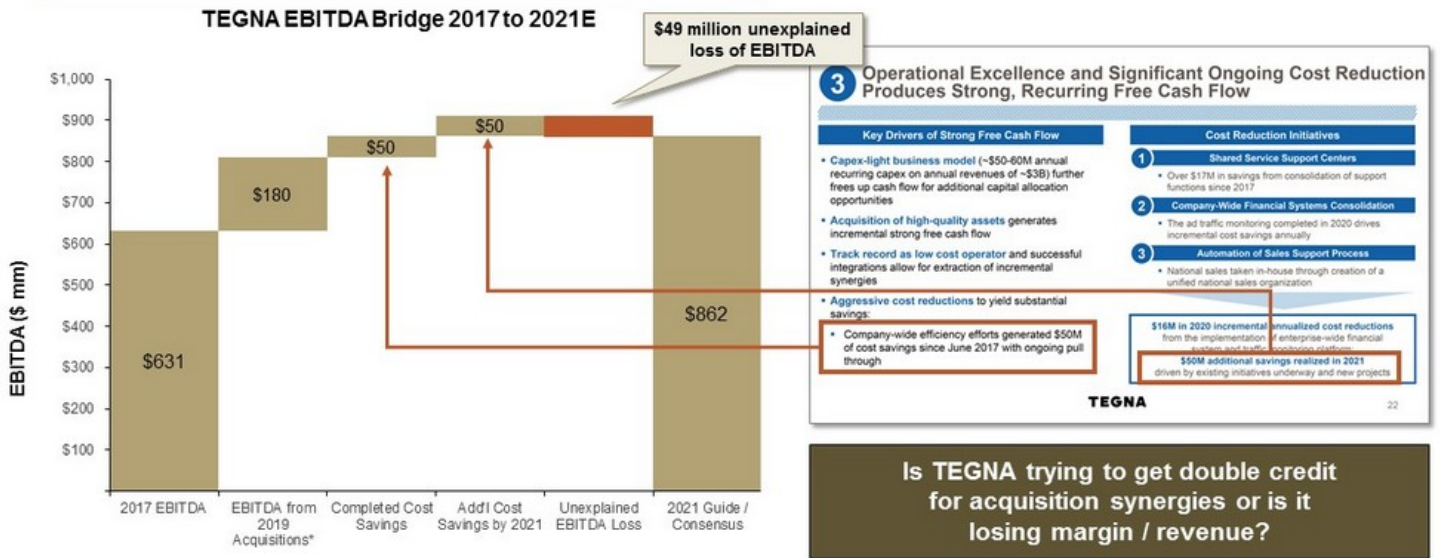
UNLIKE PEERS, TEGNA'S EBITDA MARGINS HAVE DECLINED



Unlike its peers, TEGNA's EBITDA margin has declined since 2016 / 2017

Source: Company reports and consensus 2020 estimates. (1) TEGNA 2016 / 2017 margins adjusted to exclude corporate actions and legacy businesses.

2021 GUIDE/CONSENSUS EBITDA IMPLIES NO ORGANIC GROWTH



Source: Company reports. 2021 Guide/Consensus is the Bloomberg consensus EBITDA, which was based on management guidance following TEGNA's Q4 earnings.
 *See Company presentation dated March 2020 - page 15 indicates \$200m blended EBITDA - contribution from acquisitions adjusted downward for odd year.

TEGNA'S FREE CASH FLOW CONVERSION IS WORST AMONG PEERS

TEGNA claims it has "strong organic and inorganic free cash flow generation..."

5 On Financial Flexibility through Economic Volatility

Strong organic and inorganic free cash flow generation of 19 – 20% of revenue from '19-'20 further enhances ability to delever quickly, thereby providing additional firepower

Focus on Deleveraging

Net Leverage Over Time

Leverage up for accretive acquisitions

Continuing path of rapid deleveraging

- Increased leverage by 1.0x from 2018 – 2019 for ~\$1.5B accretive, highly strategic acquisitions
- Strong organic and inorganic free cash flow generation of 19 – 20% of revenue from '19-'20 further enhances ability to delever quickly, thereby providing additional firepower

Strong Balance Sheet, Opportunistic Refinancings

- In August 2019, \$1.5B revolver extended through August 2024 to increase financial flexibility, ended the year with ~\$900M drawn
- Significant room under 5.5x debt covenant increased at time of last acquisition
- Minimal near-term maturities in 2020
 - \$20M due in June 2020 and \$105M due in September 2020
- \$2.1B of debt refinanced in 2019 and early 2020
 - Well-timed offering leveraged historically low interest rates (new effective interest rate of 5%)
 - Generated ~\$10M of interest expense savings
- In September 2019, completed \$1.1B private placement of senior notes at 5.0% interest rate due in September 2029
- On January 9th, completed \$1.0B refinancing of senior notes at 4.625% interest rate due in March 2028
 - Same call features as previously issued notes

TEGNA

...but Scripps' analysis puts TEGNA in last place among peers

SCRIPPS

Our Prudent Balance Sheet Management Is Bolstered By Attractive Free Cash Flow Conversion

Net Leverage¹

Market Cap (Billion)

SCRIPPS	TEGNA	SINCLAIR	NEXSTAR
\$1,268	\$2,435	\$3,316	\$2,124

Industry Leading FCF Conversion (2017A / 2018A)²

TEGNA in last place

In 2020, Scripps expects a range of \$225 million to \$250 million in free cash flow, including the impact of the Nexstar-Tribune stations.

Notes: Leverage: Reproduction of slide 10/2019 Scripps Investor Presentation. FCF Conversion: Scripps' FCF conversion ratio is based on 2017 and 2018. All other companies' FCF conversion ratios are based on 2018. All other companies' FCF conversion ratios are based on 2017 and 2018. All other companies' FCF conversion ratios are based on 2017 and 2018. All other companies' FCF conversion ratios are based on 2017 and 2018.

Source: Tegna March 2020 Investor Presentation; Scripps December 2019 Investor Presentation



TOP STATION RANKINGS HAVE DECLINED FROM #1 TO #3 UNDER MR. LOUGEE'S LEADERSHIP

- Belo, an owner/operator of TV stations across the US, was purchased by TEGNA in 2013 when Mr. Lougee was President of Gannett Broadcasting
- At the time, many of the largest Belo stations^(*) were highly ranked, including six #1 stations and two #2 stations
- Most station rankings have dropped under the leadership of Mr. Lougee; 8 of the 11 top stations are worse off under his leadership and only one has held its #1 ranking

Market Rank	Key Locations	Key Station	Affiliation	STATION RANKING						
				Belo Ownership		TEGNA Ownership				
				2012	2013	2014	2015	2016	2017	2018
5	Dallas-Ft Worth, TX	WFAA	ABC	1	1	1	2	3	3	4
8	Houston, TX	KHOU	CBS	1	1	1	1	1	2	3
13	Seattle-Tacoma, WA	KING-TV	NBC	1	1	1	1	1	1	2
20	Sacramento-Stockton-Modesto, CA	KXTV	ABC	4	4	4	4	3	3	4
21	Charlotte, NC	WCNC-TV	NBC	4	4	4	4	4	3	3
22	Portland, OR	KGW	NBC	1	1	1	1	1	1	1
31	San Antonio, TX	KENS	CBS	2	2	2	2	2	4	4
40	Austin, TX	KVUE	ABC	1	1	1	2	2	2	2
42	Norfolk-Portsmouth-Newport News, VA	WVEC	ABC	2	2	2	2	2	3	3
48	Louisville, KY	WHAS-TV	ABC	3	3	3	3	3	3	4
50	New Orleans, LA	WWL-TV	CBS	1	1	1	1	1	1	2
MEDIAN RANKING				1	1	1	2	2	3	3

Source: BIA Research.
 * Includes stations acquired in the largest 50 markets with top 4 rankings at time of deal.



TEGNA MARKETING SOLUTIONS HAS BEEN A DISAPPOINTMENT

Despite promising 50% margins on this business line in 2017, TEGNA is now projecting “low single digit margins”

November 2016
TEGNA launches
Premion: Over-the-top advertising business

November 2018
Hatch, Premion and G/O Digital merge to create TEGNA Marketing Solutions

December 2018
Premion refunds \$16 million to clients after certain targeting programs had not been delivered correctly⁽¹⁾

March 2019
TEGNA announces \$10 million revenue and EBITDA charge from Premion situation⁽²⁾

February 2020
TEGNA announces that Gray Television has purchased a minority interest in Premion and will become a reseller⁽³⁾

November 2016 May 2017 August 2017 August 2018 November 2018 December 2018 March 2019 February 2020 March 2020

Premion Hatch G/O Digital

“ We think that they are going to contribute incremental, about \$100 million to the top line and about \$50 million to the bottom line.”

David Lougee, CEO
TEGNA Investor Day
May 2017

“ The good news is we've learned that the strategic thesis of all of them is good – but some are performing better than others.”

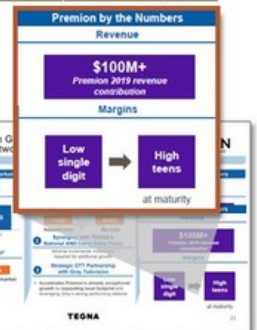
David Lougee, CEO
Q2 2017 earnings call

“ ...Premion remains on track to be profitable by year end with a 10% margin”

Victoria Harker, CFO
Q2 2018 earnings call

“ ...we expect to exit the year with mid-teens margin on the business overall.”

David Lougee, CEO
Q4 2018 earnings call



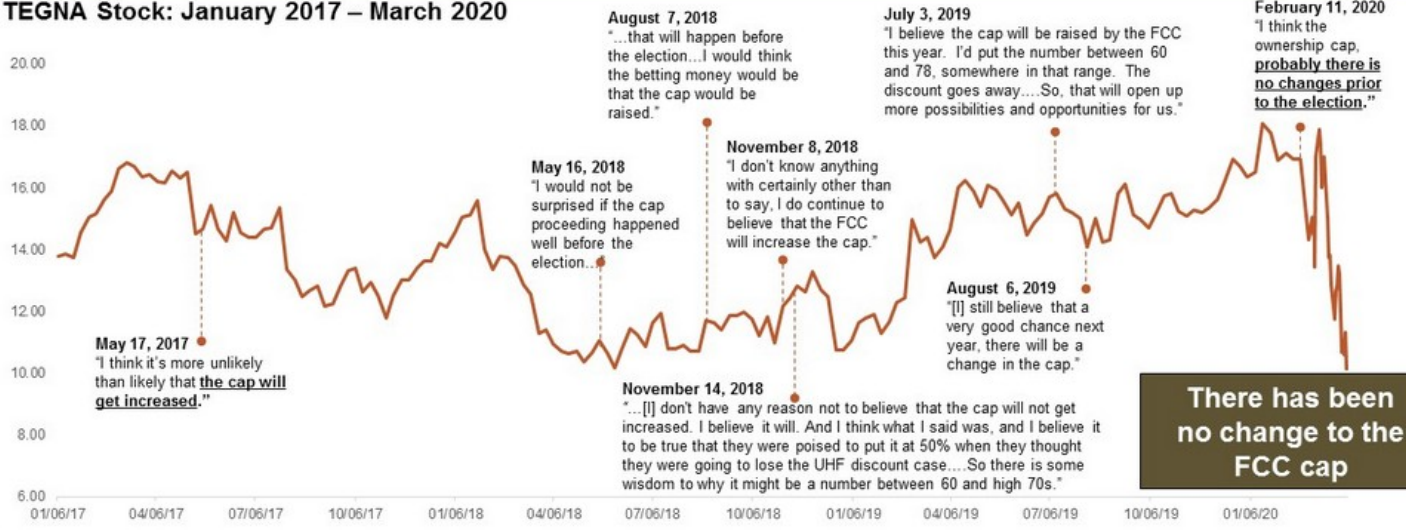
(1) TEGNA press release, December 27, 2018; (2) TEGNA earnings press release, March 1, 2019; (3) TEGNA press release, February 26, 2020.

Source: Tegna March 2020 investor presentation

TEGNA WAS INCORRECTLY EXPECTING REGULATORY RELIEF FROM FCC CAP

CEO's predictions on the FCC ownership cap and UHF discount have proven incorrect

TEGNA Stock: January 2017 – March 2020



There has been no change to the FCC cap

Source: TEGNA earnings calls and investor presentations.



TEGNA SHOULD HAVE OPTIMIZED ITS PORTFOLIO FOR CURRENT RULES

Converting VHF stations in top 50 markets would allow TEGNA to double in size under current FCC cap

- FCC rules limit ownership of TV stations; as of 2017, VHF stations “count” more than UHF stations, which have a “discount”
- Over 60% of TEGNA’s stations in top 50 markets have a VHF classification
- Instead of hoping for further changes to the FCC cap rules, TEGNA could have optimized its portfolio to take advantage of the UHF discount
- Properly managing the classifications could allow the Company to double in size

Market Rank	Market	Household Reach	Household Reach with UHF Discount	Type
5	Dallas, TX	2.32%	2.32%	VHF
7	Washington, DC	2.23%	2.23%	VHF
8	Houston, TX	2.15%	2.15%	VHF
10	Atlanta, GA	2.13%	2.13%	VHF
11	Phoenix, AZ	1.70%	1.70%	VHF
12	Tampa-St. Petersburg-Sarasota, FL	1.63%	1.63%	VHF
13	Seattle-Tacoma, WA	1.65%	0.83%	UHF
15	Minneapolis-St Paul, MN	1.51%	1.51%	VHF
17	Denver, CO	1.36%	1.36%	VHF
19	Cleveland-Akron, OH	1.26%	0.63%	UHF
20	Sacramento-Stockton-Modesto, CA	1.21%	1.21%	VHF
21	Charlotte, NC	1.05%	0.53%	UHF
22	Portland, OR	1.05%	1.05%	VHF
23	St. Louis, MO	1.06%	0.53%	UHF
25	Indianapolis, IN	0.91%	0.91%	VHF
29	San Diego, CA	0.89%	0.89%	VHF
31	San Antonio, TX	0.83%	0.83%	VHF
33	Hartford-New Haven, CT	0.82%	0.41%	UHF
34	Columbus, OH	0.80%	0.40%	UHF
40	Austin, TX	0.70%	0.35%	UHF
41	Jacksonville, FL	0.64%	0.64%	VHF
42	Norfolk-Portsmouth-Newport News, VA	0.60%	0.60%	VHF
45	Grand Rapids-Kalamazoo-Battle Creek, MI	0.63%	0.63%	VHF
47	Harrisburg-Lancaster-Lebanon, York, PA	0.61%	0.31%	UHF
48	Louisville, KY	0.59%	0.59%	VHF
49	Greensboro-High Point-Winston-Salem, NC	0.59%	0.30%	UHF
50	New Orleans, LA	0.57%	0.29%	UHF



INVESTOR PRESENTATION

VALUE DESTRUCTIVE ACQUISITIONS AND POOR CAPITAL ALLOCATION

TEGNA'S CAPITAL ALLOCATION HAS BEEN MISGUIDED AND FOCUSED ON M&A

TEGNA has radically changed the acquisition strategy initially communicated to investors

- Management promised shareholders a disciplined acquisition strategy that would be focused on in-market consolidation
- Instead, management with the support of the Board, pursued a self-described "aggressive" strategy and has acquired solely out-of-market stations

Expensive acquisition binge generated no meaningful increase in shareholder value

- TEGNA has spent \$2 billion on acquisitions since June 2017
- Deals have been completed at high, above-market valuations and burdened the balance sheet
- The Board has underwritten these deals based on false assumptions and unrealistic synergies

The Board should have challenged management assumptions and considered return of capital

- Board is unfamiliar with affiliate broadcasting business, and has taken management's lead without checks and balances
- Even without industry knowledge, the Board should have considered the alternative which is to return capital to shareholders, which would have been much more accretive

Management has aggressively pursued expensive acquisitions leading to increased leverage and risk at the expense of shareholder value

CEO PROMISED A “DISCIPLINED” ACQUISITION STRATEGY

At TEGNA’s May 2017 Investor Day, Mr. Lougee presented an M&A vision that promised to be “disciplined”, “opportunistic”, and guided by the “long-term interest” of shareholders

DAVID LOUGEE, TEGNA CEO



INVESTOR MEETING MAY 17, 2017

“ *TEGNA has a proven track record of **financial discipline**, especially when it comes to M&A and **we're not to going to change our approach** in that sense. We'll evaluate potential acquisitions with the same **disciplined and opportunistic** lens we've always used. Everything we do is guided by what's in the **long-term interest of TEGNA and our shareholders.**”*

TEGNA INSTEAD PURSUED AN "AGGRESSIVE" AND RECKLESS STRATEGY

In February 2020, TEGNA describes its M&A strategy as "aggressive" (which was truthful)

Aggressively pursue accretive M&A opportunities resulting from industry consolidation

TEGNA's Business Strategy

TEGNA's commitment to financial discipline, superior execution and innovative content and marketing solutions creates a compelling long-term value proposition

Five Key Pillars of Value Creation	Superior Execution
<p>Continue to be best in class operator</p> <p>Aggressively pursue accretive M&A opportunities resulting from industry consolidation</p> <p>Pursue growth opportunities through innovation and adjacent businesses</p> <p>Maintain a strong balance sheet</p> <p>Commitment to free cash flow generation and a balanced capital allocation process</p>	<ul style="list-style-type: none"> 50%+ of revenues from subscription & political in '19/'20 cycle and beyond ~31%+ Adjusted EBITDA margins over trailing twelve months 40+ stations acquired and \$4+ billion of transaction value since '13 Recent deals on track to add \$200 million of Adjusted EBITDA¹ Efficiency of acquisitions have kept us well under the 39% FCC local ownership cap at 32%, with recent transactions only using 3% of space Premion in OTT advertising services Justice Network / Quest in multicast networks Innovative content: newscast transformation, interactive TV and digital series Daily Blast Live, VAULT Studios podcasts 4.9x leverage following recent deals, rapidly deleveraging towards 4.6x by mid-year 2020 and 4.0x by YE2020 further supporting our strong credit ratings \$1.5 billion revolver extended through 2024 increases capital flexibility ~75% of fixed-rate debt ensures a low cost of debt FCF on track for 2-year average of 19 - 20% of revenue in both '19/'20 and '20/'21 Disciplined allocation between delevering, M&A, and dividend

Source: Company filings
On a 2-year average basis

TEGNA 3

...but perhaps realizing that "aggressive" is inconsistent with prior promises, TEGNA switched back to calling its M&A program "disciplined" by March 2020

Disciplined pursuit of accretive M&A opportunities resulting from industry consolidation

Proven Business Strategy and Value

TEGNA's commitment to financial discipline, superior execution and innovative content and marketing solutions creates a compelling long-term value proposition

Five Key Pillars of Value Creation	Superior Execution
<p>Continue to be best in class operator</p> <p>Disciplined pursuit of accretive M&A opportunities resulting from industry consolidation</p> <p>Pursue growth opportunities through innovation and adjacent businesses</p> <p>Maintain a strong balance sheet</p> <p>Commitment to free cash flow generation and a balanced capital allocation process</p>	<ul style="list-style-type: none"> 50%+ of revenues from political & subscription in '19/'20 ~31%+ Adjusted EBITDA margins in 2019 - above the peer median ~40 stations acquired and \$4B+ of transaction value since '13 Recent deals on track to add \$200M of Adjusted EBITDA¹ and free cash flow accretive within nine months Efficiency of acquisitions have kept us well under the 39% FCC national ownership cap at 32%, with recent transactions only using 3% of space Premion in OTT advertising services Justice Network / Quest in multicast networks Innovative content: newscast transformation, live TV and digital series Daily Blast Live, VAULT Studios true crime content Continuing to rapidly deleverage - \$2.1B of recent opportunistic re-financing resulting in effective interest rate of 5% Extended \$1.5B revolver through August 2024 and raised debt covenant to 5.5x ~75% of fixed-rate debt ensures a low cost of debt Disciplined allocation between delevering, M&A and dividend

Source: Company filings
On a 2-year average basis

TEGNA 6

Source: Tegna's February 2020 investor presentation

Source: Tegna's March 2020 investor presentation

FALSE M&A RATIONALE PROMISED SYNERGIES THAT NEVER MATERIALIZED

TEGNA'S M&A RATIONALE	REALITY
<p>X TEGNA's "top-of-market" retransmission rates enable the Company to extract significant revenue synergies and pay premium prices for acquired stations</p>	<p>TEGNA's retrans rates have <u>not</u> been top-of-market</p> <ul style="list-style-type: none"> TEGNA's retransmission rates have historically lagged three of its four peers⁽¹⁾ TEGNA made these claims when they were on the verge of renewing the vast majority of their retrans agreements
<p>X In-market consolidation leads to density, cost savings, and revenue synergies</p>	<p>TEGNA's acquisitions have <u>not</u> been in-market consolidations</p> <ul style="list-style-type: none"> Nearly all of TEGNA's acquisitions have been out-of-market, bolt-on acquisitions with few opportunities for cost savings or revenue synergies
<p>X TEGNA has a better operating model that can improve BCF margins for acquired stations</p>	<p>TEGNA's financial performance lags many of the stations it acquired</p> <ul style="list-style-type: none"> Many of the 11 stations acquired in 2019 from Nexstar / Tribune had better operating margins than TEGNA at the time of their acquisition TEGNA's implied BCF margins at those acquired stations are unrealistic and substantially above TEGNA's own operating performance

⁽¹⁾ Peer group includes Nexstar, Sinclair, Gray, and Scripps.



FALSE M&A RATIONALE: ILLUSORY HIGH RETRANSMISSION RATES

TEGNA's retransmission rates have historically lagged three of its four peers and are not a source of synergies

TEGNA'S M&A RATIONALE

“ We have *tremendous synergies with it based on our top of market retrans*”

Deutsche Bank TMT Conference, March 7, 2018

“ M&A strategy driven by our top-of-the-market retransmission rates”

TEGNA Press Release, January 21, 2020

REALITY

Average Retrans Rates per Sub

(Wells Fargo Research October 2019)

	2017	2018	2019E	2020E
Nexstar	\$2.31	\$2.60	\$2.85	\$3.14
Sinclair	\$2.16	\$2.48	\$2.81	\$3.16
Gray Television	\$1.84	\$2.33	\$2.83	\$3.00
TEGNA	\$1.72	\$2.02	\$2.28	\$2.66
Scripps	\$1.28	\$1.55	\$1.61	\$1.90

Source: Wells Fargo Research.

TEGNA'S ACQUISITION STRATEGY FAILED TO ENHANCE IN-MARKET PRESENCE AND CREATE SYNERGIES

TEGNA's M&A program did not increase station density, limiting synergies and cost-saving opportunities

TEGNA'S M&A RATIONALE

“ We also see accretive *in-market consolidation opportunities within our existing footprint...Looking just at the in-market consolidation opportunities we see across our existing markets alone, we believe these synergy opportunities could result in \$100 million to \$175 million of annual incremental EBITDA over time...*”

TEGNA Investor Meeting May 17, 2017

REALITY

Stations Per Market Has Remained Flat

	2016	Current
TEGNA# of Stations	46	62
TEGNA# of Markets	38	51
Stations/Market	1.2	1.2
Nexstar Stations/Market		1.7
Gray Stations/Market		1.7
Sinclair Stations/Market		2.1

Source: Company reports.

Despite a stated M&A rationale of buying in-market stations, TEGNA has not executed an in-market acquisition strategy

TEGNA'S ACQUISITION STRATEGY FAILED TO ENHANCE IN-MARKET PRESENCE AND LEVERAGE SYNERGIES

TEGNA's acquired stations did not increase in-market density as management had promised

- TEGNA's stations are geographically dispersed
 - Prior to 2017 only a few cities had two stations, the rest were single station cities
- Acquisitions have not increased the density of TEGNA's footprints
 - None of the acquisitions included "fill-in" stations
 - Buying stations that are not operating in the same markets limits synergy and operating model efficiencies



Source: TEGNA disclosures.

FALSE M&A RATIONALE: BETTER OPERATING MODEL

Example: TEGNA bought 11 stations from Nexstar/Tribune for \$740 million in 2019

TEGNA'S M&A RATIONALE

“ Synergies are driven by revenue improvements and operating efficiencies as well as amortizing TEGNA's successful strategic initiatives across the acquired stations”

June 11, 2019

REALITY

	# of Stations	Net Revenue 2018A/ 2019E	Implied BCF 2018A/ 2019E	Estimated BCF Margin
Acquired from Nexstar	5	\$65	\$25	38%
Acquired from Tribune	6	\$140	\$35	25%
Total Stations Acquired	11	\$205	\$60	29%
Implied BCF after Synergies ⁽¹⁾		\$205	\$96	47%
TEGNA's Actual 2018/2019 BCF Margins				36%

TEGNA has made unrealistic cost savings assumptions that imply BCF margins at these stations far above TEGNA's own performance

Source: SNL Kagan, Nielsen, B. Riley research.

⁽¹⁾ Based on \$740 mm purchase price and TEGNA's claim of 7.7x multiple of EBITDA after synergies, but excluding tax benefits.

TEGNA HAS HISTORICALLY OVERPAID FOR ACQUISITIONS, DESPITE CLAIMS OF PAYING LOW MULTIPLES

TEGNA bought
Nexstar/Tribune stations
for \$740 million in 2019

- TEGNA initially claimed the transaction was done at 6.7x⁽¹⁾ average 2018A / 2019E EBITDA
- Our analysis shows the transaction price actually represented more than 12x EBITDA, while TEGNA itself was trading at 8x

TEGNA bought San Diego
TV and radio stations
(Midwest) for \$325 million
in early 2018 (announced
Dec 2017)

- TEGNA initially claimed the transaction was done at 6.6x average 2017E / 2018E EBITDA
- The transaction price actually represented close to 12x EBITDA
- TEGNA is selling the radio stations for a reported mere \$5 million

These two acquisitions were expensive. TEGNA justified the price based on forward, estimated EBITDA, which made the multiple paid appear much more reasonable

⁽¹⁾ Per TEGNA press release, which includes tax benefits and synergies.

WHY ARE MULTIPLES CALCULATED DIFFERENTLY ON EACH DEAL?

TEGNA has used four different methods to describe its purchase price multiple on its four deals

1 Proven Track Record of Financially Strong, Strategically Effective and Cap Efficient Deals at Attractive Multiples

- Acquisitions in high-spend battleground states strategically position TEGNA to maximize political ad spend in 2020
- Track record of cap efficient deals – additional ~\$60M of EBITDA for each point under the cap

Acquisition vs. TEGNA's Historical FV / EBITDA Multiple

TEGNA ~8.0-9.0x 2017-2019 FV / EBITDA Multiple¹

	6.6x	5.0x	7.9x	6.7x
Target	Midwest	Toledo / Midland-Odessa	Dispatch	Nexstar / Tribune
Transaction Value	\$325M	\$105M	\$535M	\$740M
Transaction Close	Feb-2018	Jan-2019	Aug-2019	Sept-2019
EBITDA Multiple	'17/'18 EBITDA including run-rate synergy and tax benefits	'17/'18 EBITDA including run-rate synergy and NPV of tax benefits	'18/'19 EBITDA ² including run-rate synergy benefits	'18/'19 EBITDA including run-rate synergy and tax benefits

Deals done at attractive multiples below or near TEGNA's trading multiple indicate value accretive deals

TEGNA 12

Curiously, in its January 2020 letter to shareholders⁽¹⁾, TEGNA implies it always uses trailing two-year calendar EBITDA, without adjustments; its own documents contradict that claim

One current year and one forward year of EBITDA adjusted for "run-rate synergy and tax benefits"

One trailing year and current year EBITDA adjusted for "run-rate synergies"

Two trailing years of EBITDA adjusted for "run-rate synergy and NPV of tax benefits"

One trailing year and current year EBITDA adjusted for "run-rate synergies and tax benefits"

Source: TEGNA March 2020 investor presentation.
(1) TEGNA press release, January 21, 2020



MANAGEMENT'S SHIFTING DISCLOSURES ON ACQUISITIONS FURTHER ERODE MANAGEMENT'S CREDIBILITY

Midwest acquisition (announced Dec 2017)

- At the time of the deal, TEGNA first quoted a blended multiple consisting of *forward* periods of “**6.6 times average expected 2017E / 2018E EBITDA**, including run rate synergies and tax benefits.”⁽¹⁾
- However, in a meeting that management subsequently had with investors, they said the multiple paid was “**a little over 8x with synergies**”⁽²⁾
- Later (in August 2019), management told investors that all recent acquisitions were done at “**less than 8x two-year average EBITDA including synergies**”⁽³⁾
- In January 2020, management claimed all deals have been done at or below 7.8x on a “*trailing* two-year calendar basis” in a press release to shareholders⁽⁴⁾

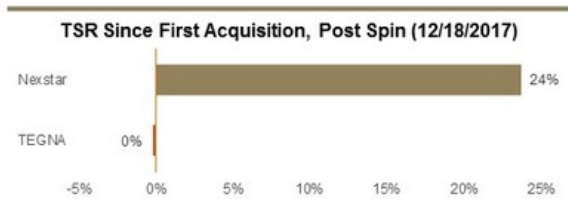
What multiple did TEGNA actually pay for these assets?

(1) TEGNA press release, December 18, 2017
(2) Per JPMorgan research report on Feb 7, 2018 (“Management Meeting Takeaways”)
(3) Per Huber research report on Aug 21, 2019 (“Management Meeting Highlights”)
(4) TEGNA press release, January 21, 2020

EXPENSIVE ACQUISITIONS HAVE GENERATED MARGINAL EPS ACCRETION

Since 2017, TEGNA has undertaken \$1.8 billion in cash acquisitions - however the annualized EPS accretion is just 6%

- Despite spending significant capital on acquisitions (over 80% of its current market cap), TEGNA has only generated 6% EPS accretion annually (on a flat tax-rate assumption)
- Consensus estimates imply only 9% annual growth in EPS through 2021
- Nexstar has executed its acquisition strategy much better



Source: Bloomberg, December 18, 2017 to August 15, 2019.
 (1) Tax rate in 2017 adjusted for 2019 tax rate.

	2017	2019	2021E
<i>Calculation Basis⁽¹⁾</i>	<i>Tax rate adj.</i>	<i>Actual</i>	<i>Consensus</i>
Tax Rate	23%	23%	23%
Adjusted Earnings Before Tax	\$344	\$391	\$488
Taxes	-\$79	-\$89	-\$115
Adjusted Net Income	\$266	\$302	\$373
Shares Outstanding	216	218	217
Adjusted EPS	\$1.23	\$1.39	\$1.72
Annualized EPS Accretion		6%	9%

Source: Company disclosures, Standard General estimates and consensus estimates from FactSet. Figures in millions, except EPS



TEGNA'S CAPITAL ALLOCATION FOCUSED ON AN OVERLY AGGRESSIVE ACQUISITION STRATEGY

If TEGNA had hypothetically deployed this capital for buybacks, it would have doubled its annual EPS growth rate

- Tegna shut down its buyback program to pursue its aggressive M&A strategy
- If TEGNA had hypothetically allocated its capital to share buybacks instead of expensive M&A, it could have retired ~63% of the outstanding shares
- EPS accretion based solely on the reduced share count (even without operating improvements) would have been significant
 - EPS CAGR to 2021 would have been 18%
 - Compared to 9% annual accretion based on TEGNA's actual M&A program (using consensus estimates)

Illustrative Example - Buyback Potential Based on Stock Price at Time of Various Deals

TEGNA's Acquisitions	Total Cash Paid (\$ mm)	Stock Price at Time	Potential Buyback (mm shares)	% of Shares out
Stations from Nexstar / Tribune	\$769	\$13.82	56	25%
Stations from Dispatch	\$554	\$14.78	37	17%
Justice / Quest from Cooper Media	\$77	\$15.73	5	2%
Stations from Gray/Raycom	\$110	\$10.59	10	5%
San Diego stations	\$325	\$11.51	28	13%
Total	\$1,835		137	63%

Illustrative EPS Accretion Under Buyback and M&A Scenarios

	2017	2017 PF	2021E
<i>Basis</i>	<i>Tax rate adj.</i>	<i>2017 pro forma for \$1.8 bn in buybacks</i>	<i>Consensus w M&A</i>
<i>Tax Rate</i>	23%	23%	23%
Adjusted Earnings Before Tax	\$344	\$252 ⁽¹⁾	\$488
Taxes	-\$79	-\$58	-\$115
Adjusted Net Income	\$266	\$194	\$373
Pro Forma Shares Outstanding	216	81	217
Adjusted EPS	\$1.23	\$2.40	\$1.72
Ann. EPS Accretion to 2021		18%*	9%

Source: TEGNA financial statements.

* Assumes flat operating performance from 2017 to 2021. 2021E sourced from Bloomberg consensus.

⁽¹⁾ Adjusted for debt that would have been incurred as part of a levered buyback (assuming 5% interest rate).



PRUDENT M&A CORRECTLY EXECUTED CREATES VALUE

Unlike TEGNA, when peers announced their most significant deal, their stock values increased immediately

BUYER	TEGNA	SINCLAIR BROADCAST GROUP	Nexstar MEDIA GROUP, INC.	gray	Media General
Target	Nexstar/Tribune Divestitures	RSN	Tribune	Raycom	LIN (Revised Offer)
Date Announced	May 20, 2019	May 3, 2019	December 3, 2018	June 25, 2018	August 20, 2014
Change in Stock Price⁽¹⁾	(2.9%)	34.5%	11.2%⁽²⁾	16.0%	7.0%
Change in Stock Price Relative to S&P 500⁽¹⁾	(2.6%)	35.0%	9.5%⁽²⁾	17.4%	6.7%

Source: Capital IQ, Company Filings

(1) One day stock price change except as noted. (2) Denotes change from 11/28/2018 (when Nexstar Media Group is rumored to be leading bid) to 12/03/2018.



TEGNA DISCLOSURES AROUND M&A HAVE BEEN MISLEADING

TEGNA'S CLAIM

THE FACTS

X TEGNA transaction multiples have been below TEGNA's trading multiple

"Over the past three years, the transactions we have completed have been at or below market trading multiples of approximately 7.8x (6.7x on a tax-adjusted basis)"⁽¹⁾

The reported acquisition multiples are grossly understated

- TEGNA has done deals at much higher multiples (well over 10x), which are above average transaction multiples in the space
- In its presentation of valuation multiples, TEGNA makes several non-traditional adjustments and misleading synergy categories like "revenue improvements" and "amortizing TEGNA's successful strategic initiatives"

X TEGNA states its EBITDA multiples are calculated on a trailing basis

"Multiple of EBITDA on a trailing two-year calendar basis"⁽¹⁾

TEGNA has been unclear on what period they are using in prior disclosures

- Only one of the last four acquisitions was quoted on a trailing two-year calendar basis – the San Diego acquisition even used "expected" forward results

X TEGNA uses EPS and cash flow accretion to justify deals

"...because we are very focused on near-term, both EPS and free cash flow accretive transactions, they allowed us to very quickly bring back to existing level, so I think we will probably look at the same model."⁽²⁾

"...aggressively pursue accretive M&A opportunities..."⁽³⁾

TEGNA places too much emphasis on the wrong metrics

- Management's sole focus on the ability of cash transactions to generate accretion to EPS / free cash flow is alarming – cash deals by their nature are accretive to EPS
- The Board must ensure the right parameters and incentives are used

(1) TEGNA press release, January 21, 2020
 (2) Victoria Harker (CFO) at May 17, 2017 Investor Day
 (3) One of "Five Key Pillars of Value Creation" per TEGNA's November 2019 presentation

THE RESULTS OF TEGNA'S CAPITAL ALLOCATION HAVE BEEN DISMAL

Expensive acquisition binge has generated no meaningful increase in shareholder value

- **Pursued “aggressive” M&A**, acquiring stations of ~\$1.8 billion (representing over 80% of the current market cap) after promising a “disciplined” strategy
- **Pursued out-of-market deals** after promising a strategy of in-market consolidation
- **Undertook expensive acquisitions** on false assumption of having top-of-market retrans and other opportunities for synergies
- **Capped capital return to shareholders** that would have resulted in significant accretion

A photograph of a control room or newsroom. The room is filled with numerous computer monitors displaying various images and data. In the foreground, there is a desk with a keyboard, a mouse, and some papers. The lighting is dim, with the primary light source being the screens. A semi-transparent white box is overlaid on the center of the image, containing text.

INVESTOR PRESENTATION

**TEGNA'S BOARD HAS ACTIVELY
DISCOURAGED POTENTIAL BUYERS**

TEGNA ACQUISITION OFFERS & BOARD ENTRENCHMENT TIMELINE

TEGNA Acquisition Offers

Feb. 28, 2019
Apollo sent private letter to TEGNA expressing acquisition interest at a premium

Aug. 20, 2019
Management stated Apollo had NOT made an offer

Aug. 21, 2019
TEGNA announces Apollo had expressed interest but had not specified a price

Jan. 15, 2020
TEGNA disclosed Apollo expressed interest in acquiring TEGNA "at a premium" on Feb. 28, 2019

March 6, 2020
Report: Gray Television offer \$20 cash+stock
Report: Apollo offer \$20 all-cash

March 11, 2020
Report: Allen Media offer \$20 all-cash

March 17, 2020
Report: Najafi and Trinity Broadcasting Network offer \$20 all-cash

Jan. 2019 Feb. March April May June July August Sept. Oct. Nov. Dec. Jan. 2020 Feb. March

March 20, 2019
TEGNA to acquire 11 stations from Nexstar/Tribune for \$740M in cash

↑
TEGNA's biggest deal as a pure-play

May 6, 2019
TEGNA acquires 85% of Justice Network and Quest that it doesn't own for \$77M in cash

June 11, 2019
TEGNA to acquire two TV stations from Dispatch Broadcast Group for \$535M in cash

Sept. 13, 2019
TEGNA completes \$1.1B senior notes offering with 5-year no-call feature

Jan. 9, 2020
TEGNA completes \$1.0B senior notes offering with 3-year no-call feature

March 2, 2020
TEGNA discloses expenses in 2019 related to proxy contest exceed \$6.1M for the fourth quarter 2019 alone

TEGNA Entrenchment Actions

* Source: Company disclosures and media reports.



TEGNA'S BOARD HAS FAILED TO TAKE ADVANTAGE OF MULTIPLE OFFERS

The Board appears to have taken a classic series of defensive actions during 2019

- Soon after Apollo expressed interest, the Company made large acquisitions at premium multiples, driving up the size and price of TEGNA
- Recently TEGNA refinanced its debt with \$2 billion of long-dated, non-call high yield bonds, making a potential acquisition more expensive
- Hired multiple expensive defense advisors that cost over \$6 million in Q4 2019 alone

Only an unprecedented series of publicly-leaked, unsolicited bidding interest has cajoled the Board to engage with suitors

- Four suitors (including Apollo) expressed interest in an acquisition of TEGNA at a premium, in early 2020
- It does not appear that the Company was willing to engage these suitors during the whole of 2019
- Buyers should not have to appeal to shareholders directly for a Board to consider transactions that deliver an economic outcome that has never been achieved by the Company on its own

Board appears to have forced a premature conclusion to its engagement with suitors in early 2020 by demanding full financing amid an unprecedented crisis

- We understand that the Board has insisted that any suitor make a fully financed, all cash offer with committed financing
- In light of this precondition, two potential suitors dropped out of contention and the other two have not even been offered an NDA
- Why did the Board make this unusual demand in a credit market that has clearly, but temporarily, seized up?

SHIFTING AND CONTRADICTIONARY DESCRIPTIONS OF APOLLO'S 2019 INTEREST

Initially, TEGNA denied Apollo's acquisition interest

- On August 16, 2019, The Wall Street Journal reported on Apollo's approach to TEGNA
- Days later, at a meeting with investors, TEGNA's management team denied that Apollo had expressed interest

Then TEGNA changed its story

- TEGNA management issued a statement *admitting to the approach* from Apollo:
 - *"...Apollo was interested in acquiring TEGNA without specifying a price"*
– August 21, 2019 TEGNA press release
- Following our 13D filing, TEGNA added a new detail:
 - *"... Apollo expressed interest in acquiring TEGNA at a premium without specifying a price"*– Jan 21, 2020 TEGNA press release
- TEGNA now claims that Apollo never followed up:
 - *"Apollo never followed through with a specific acquisition proposal"*
– Jan 21, 2020 TEGNA press release

Why has TEGNA's story changed? ♦ Why wouldn't Apollo follow through?

TEGNA APPEARS TO HAVE SOUGHT TO FEND OFF POTENTIAL BIDDERS THROUGH ACQUISITION OF STATIONS FROM NEXSTAR / TRIBUNE

- TEGNA acquired stations from Nexstar / Tribune soon after Apollo showed interest
- Acquired stations at over 12x EBITDA, even though TEGNA was trading at 7x EBITDA
 - Among other things, this required TEGNA to take on significant leverage, making TEGNA's balance sheet much riskier
 - Nexstar / Tribune stations did not meet the stated acquisition criteria:
 - These stations were already top performers, with good retrans rates and margins
 - These stations were geographically diverse from TEGNA's stations, limiting cost savings and synergy opportunities
 - These stations were smaller market stations, including many FOX affiliates, both of which TEGNA has historically disdained
 - Rumors that TEGNA outbid Apollo/Cox for these stations

**TEGNA made itself larger and harder to acquire,
making an acquisition of the Company more challenging**

TEGNA'S DEBT REFINANCING WAS SUBOPTIMAL AND MADE AN ACQUISITION OF TEGNA SIGNIFICANTLY HARDER AND MORE EXPENSIVE

- TEGNA's suboptimal \$2.1 billion debt financing in 2019 increased the cost of acquiring TEGNA for a buyer
 - The new bonds are not callable for a period of years (one for 5 years and the other for 3 years)
 - An acquiror with a lower cost of capital would have to use make-whole payments to retire the debt
- Make-whole payments would total ~\$272 million, which is value that otherwise would go to shareholders
 - Make-whole payments represent more than 12% of TEGNA's current market value⁽¹⁾
- TEGNA could have instead used the leveraged loan market, which was cheaper and did not require call protection
 - When TEGNA issued its bonds, in September 2019 and January 2020, the market for such loans was highly competitive and deep (there were \$16 billion and \$20 billion in new BB / B-rated loans)⁽²⁾
 - TEGNA had a flexible balance sheet and good credit rating that would have allowed for a leveraged loan
 - Typically, such loans are fully pre-payable with very limited or no penalties (i.e. no no-call provisions) and covenant light
 - Floating rate would have been attractive and could have been swapped into fixed rate, if TEGNA preferred

TEGNA's suboptimal debt financing has harmed shareholders

(1) Source: Bloomberg (2) Source: S&P Global Market Intelligence



TEGNA RECEIVED MULTIPLE INDICATIONS OF INTEREST IN EARLY 2020

Forbes

1,344 views | Mar 9, 2020, 01:20pm EDT

TEGNA Reportedly Attracts Strategic Bids By Gray Television And Apollo Global Management



Report: Gray In \$8.5B Bid To Acquire Tegna

Reuters | March 6, 2020 | 10:14 am EST by Krystal Hu & Greg Roumeliotis

Gray Television has made an offer to acquire larger peer Tegna Inc for approximately \$8.5 billion, including debt, people familiar with the matter said on Friday. A successful bid by Gray would significantly expand its footprint in several TV markets. It underscores the pressure Gray and other companies in the TV station industry are under to gain scale and more pricing power with advertisers and the major networks.

THE WALL STREET JOURNAL

Najafi and Trinity Broadcasting Offer to Acquire Tegna

Bid values company at about \$4.4 billion, adding to crowded field of suitors



Tegna TV Station Group Draws Multiple Acquisition Offers

By CYNTHIA LITTLETON

TEGNA



TVNewsCheck
THE BUSINESS OF BROADCASTING

Byron Allen Makes \$8.5B Cash Bid For Tegna

Deadline | March 11, 2020 | 10:59 pm EDT by Jill Goldsmith

Media entrepreneur Byron Allen has made an all-cash bid for Tegna and is said to be one of three potential buyers circling the Tysons, Va.-based broadcaster, according to a source familiar with the situation. Allen's Allen Media Group offered \$20 a share, or about \$8.5 billion, the source said. It is going up against Gray Television, which last week made a combination of cash and Global Management, which is also said to have



SHAREHOLDERS SHOULD BE CONCERNED ABOUT BOARD'S APPROACH

- With four well-respected and credible suitors, TEGNA should have been able to negotiate an attractive transaction for shareholders
 - All four suitors were seemingly prepared to pay a substantial premium to the stock price; two made public proposals for \$20 per share
 - It appears that the Board delayed its process and then demanded fully financed, cash proposals
 - Amid the COVID-19 crisis, such demands were predictably impossible for the suitors to fulfill
- The suitors were seemingly so discouraged by the Board as to make public their proposals, effectively pleading for shareholders to get involved

The Board initially missed an opportunity in early 2019 after Apollo indicated interest... now with four interested parties, the Board's delay and seemingly deliberate attempts – again – to discourage a sale have left the Company in a difficult spot

We do not believe this Board can be trusted to objectively review TEGNA's best path forward



INVESTOR PRESENTATION

**TEGNA'S BOARD LACKS RELEVANT
EXPERIENCE AND HAS ADOPTED POOR
GOVERNANCE PRACTICES**

TEGNA'S BOARD MEMBERS LACK CRITICAL SKILLS AND EXPERIENCE

The Board does not have a single independent director with local affiliate broadcasting experience

	Years Tenure	Recent Industry Experience	Local Affiliate Broadcasting Experience	Broadcast M&A Experience	Media Experience	TEGNA % Ownership	Last Open Market Purchase
HOWARD ELIAS	12	Computer Hardware				0.04%	2-28-2012
GINA BIANCHINI	2	Software				0.01%	None
STUART EPSTEIN	2	Sports Streaming			✓	0.01%	None
LIDIA FONSECA	6	Pharmaceuticals				0.02%	7-1-2014
SCOTT MCCUNE	12	Sports Marketing				0.03%	12-29-2008
HENRY MCGEE	5	Academia; Subscription TV		✓	✓	0.02%	None
SUSAN NESS	9	Media			✓	0.03%	11-10-2011
BRUCE NOLOP	5	Financial Services				0.02%	None
NEAL SHAPIRO	13	Media		✓	✓	0.04%	12-17-2008
MELINDA WITMER	3	Media / PR			✓	0.01%	None
KAREN GRIMES	Added Feb 2020	Financial Services				0.00%	None

Total board ownership:

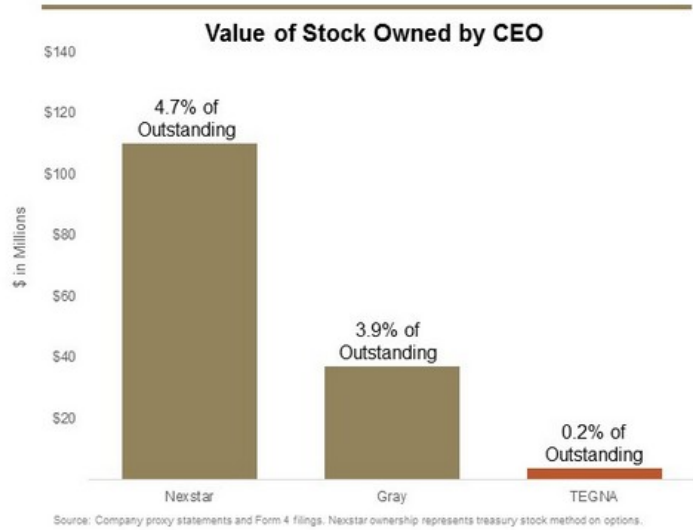
0.23%

Source: FactSet, Company filings; Shares Outstanding as of January 31, 2020



CEO, LIKE THE BOARD, OWNS VERY LITTLE STOCK

- After 13 years as a senior executive of the Company, we find it alarming that CEO Lougee owns just 0.2% of TEGNA's total shares outstanding
- Mr. Lougee has sold more than \$6.3 million of stock in the open market in the last ten years
- Mr. Lougee has not purchased a single share of stock in the open market in at least 15 years
- Standard General, TEGNA's largest shareholder, owns ~24x as many shares as current board and management *combined*



Source: FactSet and Company proxy statements



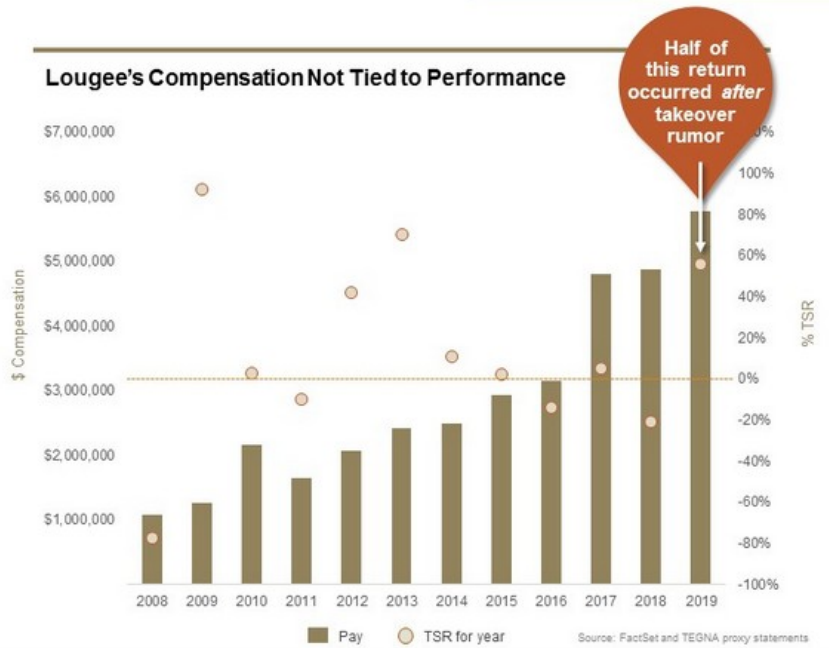
CEO COMPENSATION CONTINUES TO INCREASE, DESPITE POOR PERFORMANCE

- Since Mr. Lougee took over leadership of the broadcasting assets in 2007, he has received \$34 million in total compensation, while TEGNA has underperformed its peers
- The Board recently shifted the performance share vesting to an EBITDA basis, rather than relative TSR
 - Absolute EBITDA does not account for capital or risk deployed to achieve the EBITDA
 - The Board should incentivize *good returns*



“...if you think about our space under the ownership cap, we want to maximize EBITDA”

DAVID LOUGEE EARNINGS CALL FEBRUARY 11, 2020

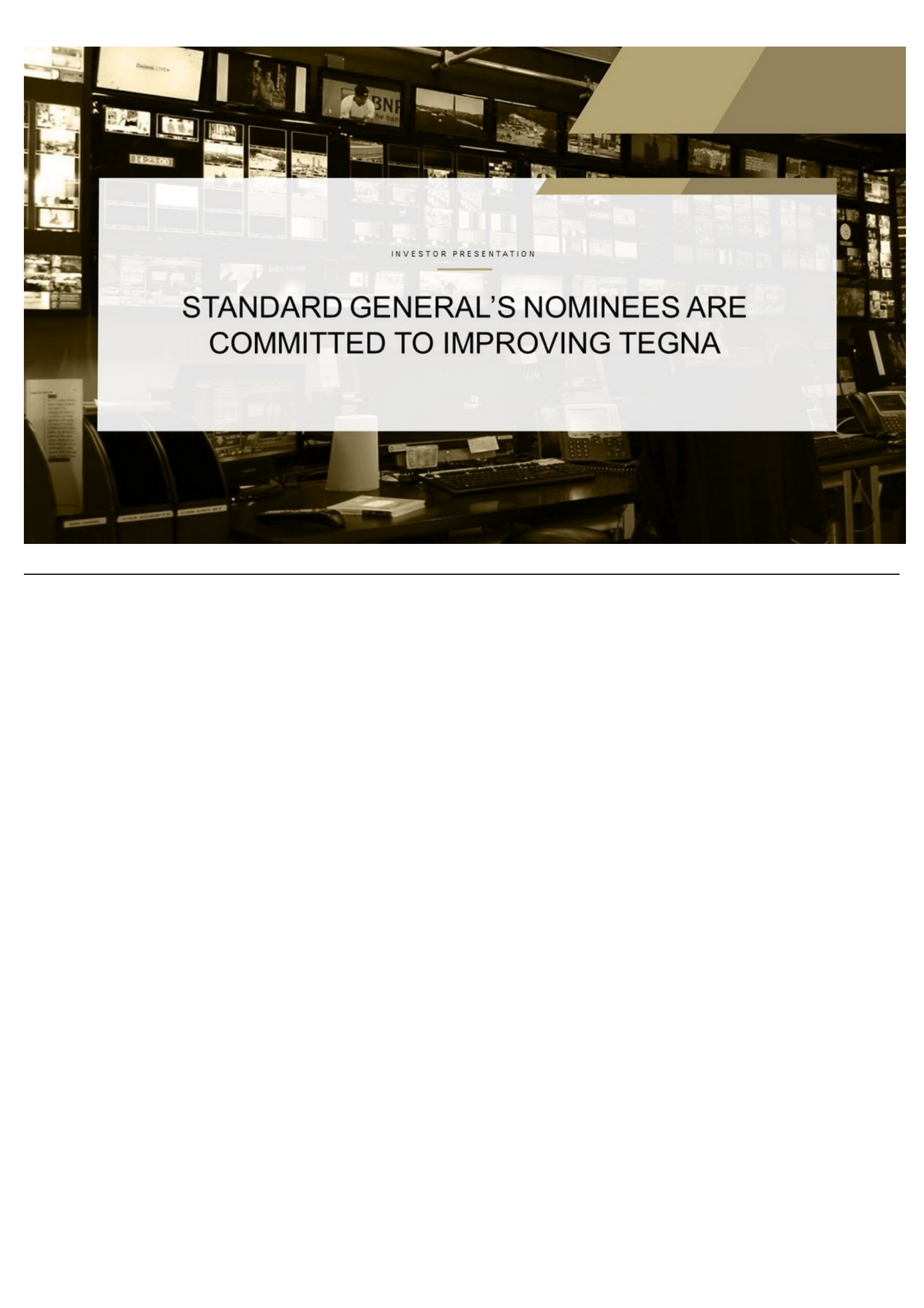


DIRECTORS WE ARE TARGETING HAVE OVERSEEN POOR PERFORMANCE

BOARD MEMBER Experience		Board Tenure	Local Affiliate Broadcasting Experience	TEGNA TSR Relative to Avg TSR for Gray and Nexstar During Tenure*	TEGNA TSR Relative to S&P 500 During Tenure
HOWARD ELIAS Computer Hardware		12 Years	None	-3,270%	-69%
SCOTT McCUNE Sports Marketing		12 Years	None	-3,270%	-69%
BRUCE NOLOP Financial Services		5 Years	None	-32%	-79%
NEAL SHAPIRO Public Broadcasting		13 Years	None	-348%	-147%

* TSR Data through March 31, 2020.



A photograph of a control room or office environment. The background is filled with numerous computer monitors displaying various data and images. In the foreground, there is a desk with a keyboard, a mouse, and some papers. The lighting is dim, with the primary light source being the screens. A semi-transparent white box is overlaid on the center of the image, containing text.

INVESTOR PRESENTATION

**STANDARD GENERAL'S NOMINEES ARE
COMMITTED TO IMPROVING TEGNA**

OUR NOMINEES ARE MORE QUALIFIED

STANDARD GENERAL NOMINEES				Skills / Experience / Qualifications	TEGNA NOMINEES OPPOSED BY STANDARD GENERAL			
Colleen Brown	Ellen McClain Haime	Soohyung Kim	Deborah McDermott		Howard Elias	Scott McCune	Bruce Nolop	Neal Shapiro
✓	✓		✓	Local Affiliate Broadcast Ops Experience				
✓	✓	✓	✓	Broadcast M&A				✓
✓	✓	✓		Financial Expert / CFO			✓	
✓	✓		✓	C-Suite of Public Company			✓	
✓	✓	✓	✓	Public Board Other Than TEGNA			✓	
✓		✓		GAMCO Management Hall of Fame				
✓	✓	✓	✓	Diversity				
25,715,479*				Shares Beneficially Owned	167,085**			

* Based on Schedule 13D filed on April 3, 2020. Soohyung Kim is the beneficial owner these shares, all of which were purchased in the open market. The other Standard General nominees are not beneficial owners of shares. ** Based on TEGNA 2020 proxy statement at page 67.



OUR NOMINEES ARE HIGHLY QUALIFIED, DIVERSE AND INDEPENDENT



Colleen Brown

Extensive Broadcasting Experience	✓
Strategic Planning Experience	✓
Public Company Board Experience	✓

Ms. Brown will bring to the Board extensive executive experience in strategic planning, operations, finance, and technology. Her leadership as a public company CEO, as well as a senior officer in two large media companies, will be a valuable resource to TEGNA.



Ellen McClain Haime

Extensive Broadcasting Experience	✓
Extensive Financial Experience	✓
Public Company Operational Experience	✓

Ms. Haime will bring to the Board extensive financial, operational and organizational expertise gained as Chief Financial Officer, Chief Operating Officer, and President of public and private enterprises.



Soohyung Kim

Extensive Broadcast Experience	✓
Business and Investment Background	✓
Interests Aligned With All TEGNA Shareholders	✓

Mr. Kim will bring to the Board significant experience in the television broadcasting industry as well as extensive M&A experience and knowledge of the capital markets. Mr. Kim and his firm, Standard General, own approximately 12% of TEGNA's shares outstanding.



Deborah McDermott

Extensive Broadcast Experience	✓
Strategic Planning Experience	✓
Public Company Board Experience	✓

Ms. McDermott will bring to the Board significant operating experience in the television broadcasting industry.

OUR NOMINEES WILL FOCUS ON MAXIMIZING SHAREHOLDER VALUE

Our priorities include:



Review broadcasting operations and enhance efficiencies and retrans rates while ensuring communities are well served



Review current capital allocation priorities and the Company's acquisition strategy



Evaluate management compensation and align management interest with shareholders



Review prior engagement with potential buyers and evaluate all alternatives to maximize value, including stand alone and M&A alternatives

THE RIGHT INDEPENDENT NOMINEES FOR TEGNA'S BOARD

Colleen Brown



Extensive Broadcasting Experience	✓
Strategic Planning Experience	✓
Public Company Board Experience	✓

- Served as President and Chief Executive Officer of Fisher Communications, Inc. (NASDAQ: FCSI) from 2005 to 2013 and as a director of Fisher Communications, Inc. from 2006 to 2013
- Founder of Marca Global, LLC, a marketing technology company
- Served as Senior Vice President of Belo Corporation, President of the Television Division of Lee Enterprises, and President and General Manager of various companies at Gannett Co. Inc.
- Currently serves as a director of Big 5 Sporting Goods Corporation (NASDAQ:BGFV), TrueBlue, Inc. (NYSE:TBI), German-based Spark Networks, and privately held Port Blakely Companies. Previously served as chairperson of the board of American Apparel, Inc., and on the boards of Career Builder, Classified Ventures, and DataSphere Technologies
- In 2017, Ms. Brown was honored as Director of the Year by the Pacific Northwest National Association of Corporate Directors (NACD). Ms. Brown was inducted in 2014 to the GAMCO Management Hall of Fame
- Henry Crown Fellow and member of the Aspen Leadership Institute
- Ms. Brown holds a B.S. from the University of Dubuque and an M.B.A. from the University of Colorado

THE RIGHT INDEPENDENT NOMINEES FOR TEGNA'S BOARD

Ellen McClain Haime



Extensive Broadcasting Experience	✓
Extensive Financial Experience	✓
Public Company Operational Experience	✓

- Chief Financial Officer of Year Up, Boston, MA, a not-for-profit provider of job training services
- Previously served as Vice President, Finance of Hearst-Argyle Television, Inc.(NYSE:HTV), a publicly-traded owner/operator of 29 television stations
- Prior to her role at Hearst-Argyle, Ms. Haime served as Senior Vice President, Chief Financial Officer and Vice President, Corporate Development at Granite Broadcasting Corporation
- Serves on the Board of Directors of Crane Co. (NYSE: CR), a diversified manufacturer of highly engineered industrial products
- Previously served as President, Chief Operating Officer, Senior Vice President and Chief Financial Officer for the New York Racing Association, Inc., the operator of three of the largest racetracks in the United States
- Earned a B.A. in Economics from Brown University and an M.B.A. from Harvard University

THE RIGHT INDEPENDENT NOMINEES FOR TEGNA'S BOARD

Soohyung Kim



- Founding Partner of Standard General L.P., an investment firm, and is the firm's Chief Executive Officer and Chief Investment Officer
- Served as a director of New Young Broadcasting Holding Co., Inc. and Media General (NYSE:MEG) from 2011 to its sale in 2017
- Director of Twin River Worldwide Holdings, Inc. (NYSE:TRWH), where he serves as Chairman of the Board
- Inducted in 2016 to the GAMCO Management Hall of Fame
- Holds an A.B. from the Woodrow Wilson School of Public and International Affairs at Princeton University

Extensive Broadcast Experience	✓
Business and Investment Background	✓
Interests Aligned With All TEGNA Shareholders	✓

THE RIGHT INDEPENDENT NOMINEES FOR TEGNA'S BOARD

Deborah McDermott



Extensive Broadcast Experience	✓
Strategic Planning Experience	✓
Public Company Board Experience	✓

- Chief Executive Officer of Standard Media Group LLC.
- Over twenty years of experience leading broadcast groups, most recently as Chief Operating Officer of Media General and as Chief Executive Officer and President of Young Broadcasting. In these roles, Ms. McDermott served as a key member of the leadership teams responsible for the successful acquisition and integration of more than 90 stations
- Member of the Broadcasting & Cable Hall of Fame
- Served as Chair of the National Association of Television Program Executives (NATPE), Chair of the ABC Affiliate Board of Governors, and as a member of the Boards of the National Association of Broadcasters (NAB) and the Television Bureau of Advertising (TVB)
- Currently a director of MediaCo Holding Inc. (NASDAQ: MDIA) and a director of Truxton Trust
- Member of the board of the Country Music Association
- Graduate of South Dakota State University

STANDARD GENERAL HAS ATTEMPTED TO ENGAGE WITH TEGNA

TEGNA Actions

Fourth Quarter 2019
TEGNA spends \$6 million on "activist defense"

Two-month solicitation period
TEGNA intends to spend another \$6 million

December 2019
TEGNA expresses unfounded concerns that appointing Mr. Kim to the Board could present a conflict of interest with Standard General's other investments

January 2020
TEGNA refuses to offer a Board seat to Standard General

TEGNA's Nom/Gov Committee does pro forma interview of Ms. Haime

February 2020
TEGNA does pro forma interview of Ms. Brown and decides not to interview Ms. McDermott

TEGNA unilaterally appoints a new director to expanded Board

August 2019	September	October	November	December	January 2020	February	March	April
August 2019 Standard General discloses a 9.2% economic interest in TEGNA	September 2019 Standard General increases its stake to 9.8%	October 2019 Standard General presents its perspectives on TEGNA to the Company and requests Board representation	November 2019 Standard General tells TEGNA's Chairman that Mr. Kim's industry and transaction experience would serve the Company well and asks for one board seat	December 2019 Mr. Kim and Standard General offer not to make any new investments in TV stations without first offering the opportunity to the Company if Mr. Kim is seated on the board	January 2020 Standard General nominates 4 candidates for election to the Board		March 2020 Standard General files its proxy statement seeking to elect four new directors to the Company's 12-person Board	April 2020 Standard General increases its ownership position to 12% becoming TEGNA's largest shareholder

Standard General Actions





INVESTOR PRESENTATION

TEGNA IS MISLEADING SHAREHOLDERS

TEGNA'S ARGUMENTS ARE MISLEADING

TEGNA'S CLAIM	THE FACTS
<p>X Standard General has "conflicting" investments in other media operations</p>	<ul style="list-style-type: none">▪ We are disappointed that TEGNA has attempted to discredit our successful and tenured track record of investing in across the media landscape▪ We have investments in the following two companies, which have a <u>combined EBITDA of \$20 million</u>:
<p>X Standard General has "several competing broadcasting businesses"</p>	<ul style="list-style-type: none">▪ Mediaco Holding owns two radio stations and billboard assets and is a minority-owned broadcasting start-up with approximately \$10 million of annual EBITDA. <u>These assets have absolutely no overlap with TEGNA</u>▪ Standard Media Group owns two television stations in Rhode Island and Nebraska and has approximately \$10 million of annual EBITDA. <u>TEGNA does not own any stations in these MSAs</u>. Standard Media also has agreed to terms to purchase nine television stations▪ TEGNA, with EBITDA of over \$1 billion this year⁽¹⁾, is <u>50x larger</u> than Mediaco and Standard Media▪ Standard General's \$250 million investment in TEGNA is the fund's largest investment and multiples larger than our investments in other media companies▪ In our discussion with TEGNA, we committed not to make any new investment in TV stations without first offering the opportunity to TEGNA, if we were appointed to the Board

(1) Based on 2020 Bloomberg consensus EBITDA.



TEGNA'S ARGUMENTS ARE MISLEADING

TEGNA has grossly misrepresented the facts around Mr. Kim's tenure as a director with Media General, basing false claims on unsubstantiated "reports". We encourage shareholders to review the facts, as outlined in public proxy filings.

TEGNA'S CLAIM	THE FACTS
<p>X Mr. Kim discouraged a Nexstar deal and was "<u>reportedly</u> biased towards" a transaction with Meredith</p>	<ul style="list-style-type: none">▪ The Media General board unanimously determined to reject Nexstar's initial proposal▪ The Media General board also unanimously approved the financial terms of a combination with Meredith▪ After seven (of 11) members of the Media General Board agreed that the Meredith management team should lead the combined Company, the Media General CEO and three other directors (all of whom had served together as directors of a company previously acquired by Media General) decided to vote against the combination with Meredith▪ When it became unclear if the Meredith deal could win shareholder approval, Mr. Kim and the Media General Board decided unanimously to hire an investment bank to engage with Nexstar around its strategic interest and unanimously decided to terminate the Meredith transaction
<p>X Mr. Kim was "<u>reportedly</u> sidelined" when Media General struck a deal with Nexstar</p>	<ul style="list-style-type: none">▪ At this time, Mr. Kim and Standard General represented the largest shareholder in Media General and had twice the share position of the next largest investor. Our support for any transaction was critical▪ Mr. Kim was not a partisan for any particular deal or counter-party▪ Mr. Kim and the Media General board agreed unanimously to sell Media General to Nexstar for a consideration that represented a ~30% bump to Nexstar's initial offer

TEGNA'S ARGUMENTS ARE MISLEADING

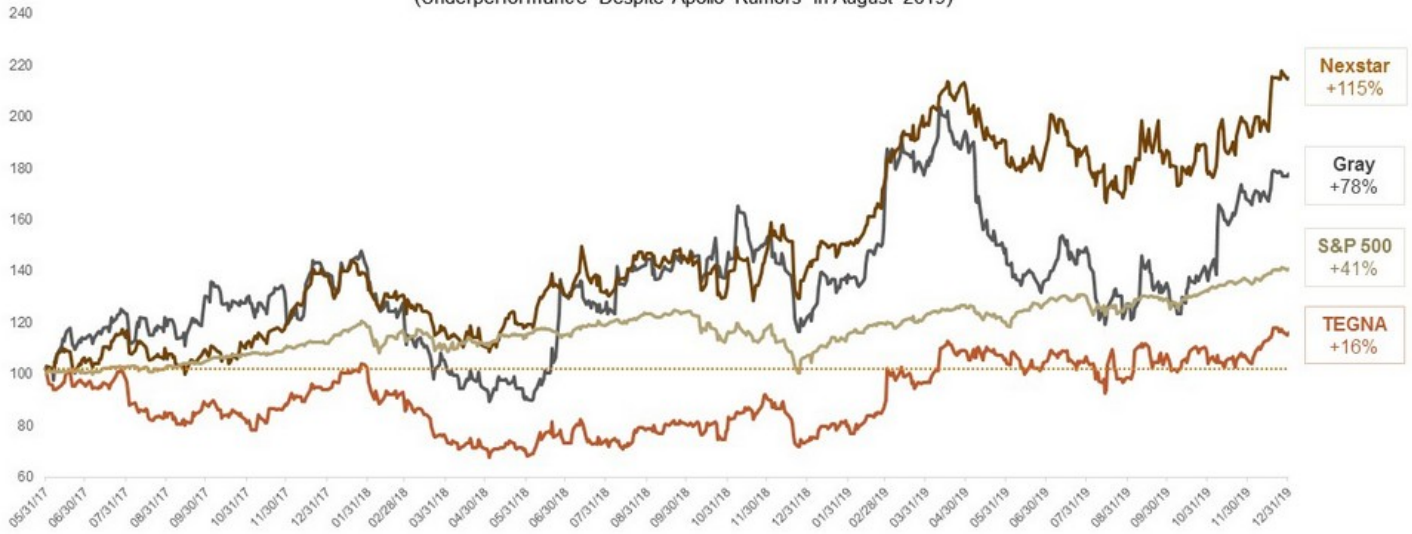
TEGNA'S CLAIM	THE FACTS
<p>X Since becoming a pure-play broadcasting company, TEGNA has delivered strong shareholder returns and made acquisitions that are compelling both strategically and financially</p>	<ul style="list-style-type: none">▪ From the time TEGNA became a pure-play in mid 2017 (following the cars.com spin and the appointment of Dave Lougee as CEO), the TSR has been -6% (through August 15, 2019), which is significantly less than the peers and the market▪ TEGNA ignores the period from August 2017 to January 2018 in its analysis; during that period, TEGNA's stock significantly underperformed the local broadcasting peer companies (-4% vs. +23%)
<p>X Mr. Kim has a track record of endorsing and executing corporate actions in favor of his own investments, to the detriment of other shareholders</p>	<ul style="list-style-type: none">▪ All Media General shareholders benefited from Mr. Kim's role on the Board▪ Standard General had a single Board member at Media General, which was merged and then sold▪ The sale price represented a multiple of 11.2x EBITDA and an implied return of 179% during our 3.6 years of ownership of Media General

TEGNA'S ARGUMENTS ARE MISLEADING

TEGNA'S CLAIM	THE FACTS
<p>X TEGNA's board is open to all paths to create value for all of TEGNA's shareholders</p>	<ul style="list-style-type: none">▪ We believe TEGNA has repeatedly taken steps to discourage or thwart suitors<ul style="list-style-type: none">▪ Did not engage with Apollo in 2019▪ Made large acquisitions and levered the balance sheet with no-call debt in 2019▪ Insisted that suitors have fully financed, all cash offers in 2020 amid health and capital markets crisis▪ TEGNA has not been transparent with shareholders about these actions
<p>X TEGNA's 2019 M&A activity was successful on a number of metrics</p>	<ul style="list-style-type: none">▪ TEGNA's recently published investor deck declines to use industry standard metrics to describe the acquisition prices paid by TEGNA - instead adjusting acquisition multiples for estimates of fully realized synergies and tax benefits (benefits that it has not quantified and that may never be realized) - and obfuscating the fact that TEGNA has been paying top dollar for these assets▪ We do not believe TEGNA can achieve the BCF margins implied by its reported acquisition multiples

DESPITE WHAT MANAGEMENT CLAIMS, COMPARED TO ITS CLOSEST PEERS SINCE THE SPIN, TEGNA HAS UNDERPERFORMED

TEGNA TSR from Cars.com / Appointment of Dave Lougee as CEO Spin on June 1, 2017 to December 31, 2019
(Underperformance Despite Apollo Rumors in August 2019)



Source: FactSet.





INVESTOR PRESENTATION

VOTE FOR CHANGE

VOTE FOR CHANGE

Despite great assets, TEGNA has lagged its peers

- We believe TSR underperformance is the result of poor operating results and suboptimal capital allocation
- Management has undertaken an “aggressive” and expensive acquisition strategy that has not yielded results for shareholders
- TEGNA’s capital could have been more optimally deployed

TEGNA’s Board lacks critical skills and experience and has failed shareholders

- The current Board does not have relevant local broadcasting experience
- The Board has misaligned the interests of management with those of shareholders
- The Board appears to have been actively discouraging potential suitors and has undertaken acquisitions and debt refinancing that make a sale of the Company harder

Standard General has nominated four exceptional candidates for the Board

- Our candidates bring much needed expertise in local broadcasting and broadcast M&A
- Our candidates are committed to a thorough review of operations, capital allocation, and strategic alternatives

VOTE THE WHITE CARD

If you have any questions regarding your **WHITE** proxy card or need assistance in executing your proxy, please contact:



Okapi Partners LLC

1212 Avenue of the Americas, 24th Floor New York, NY 10036

Shareholders may call toll-free: (855) 208-8902

Banks and brokers call: (212) 297-0720

Email: info@okapipartners.com